


# Leigh Country

Authentic Country Living




## IMPORTANT: READ CAREFULLY BEFORE BEGINNING!

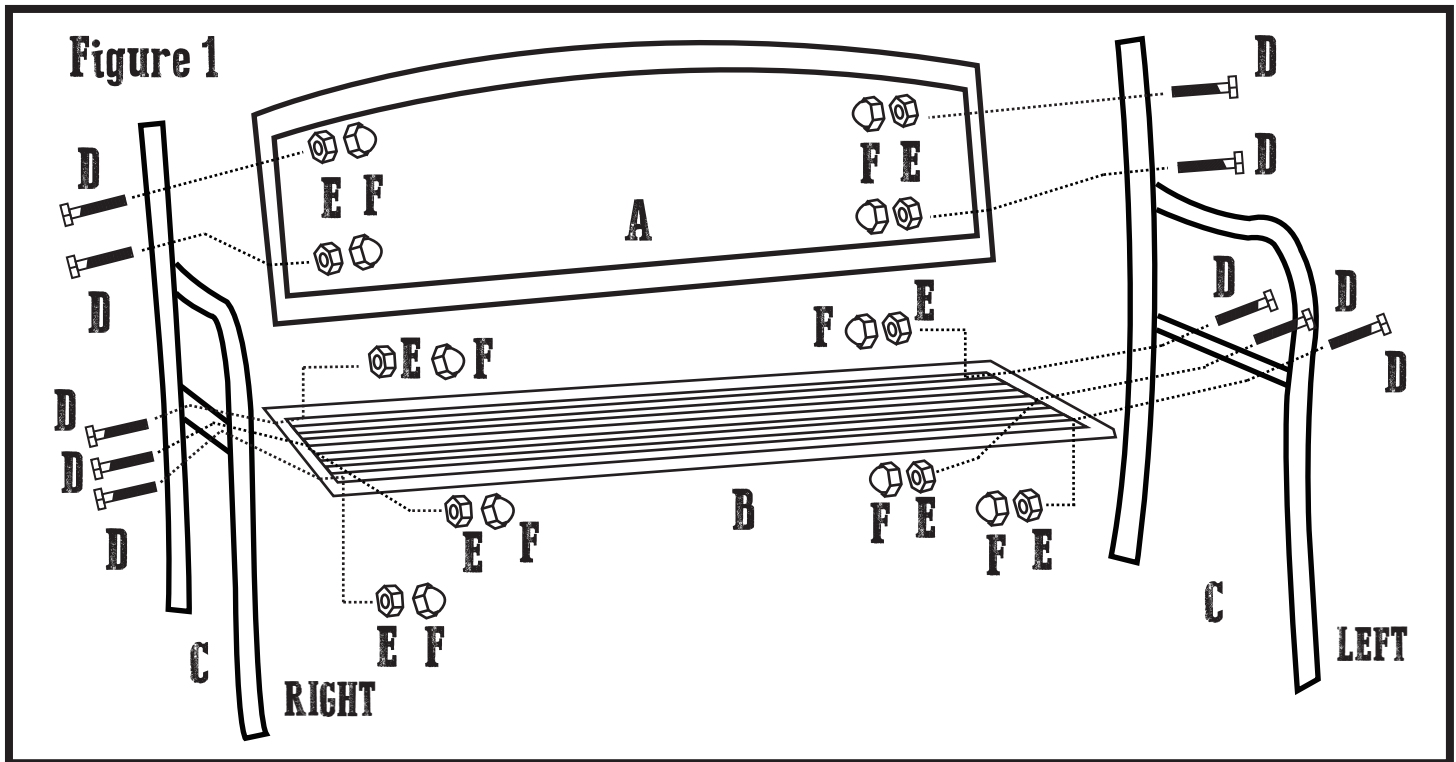
- Make sure that all parts and hardware are present before assembly.
- Assemble on a non-marring and level surface
- Do not completely tighten all nuts and bolts until the bench is fully assembled.

## METAL BENCH TEXAS SEAL

ITEM # TX 93545

### PARTS & HARDWARE LIST

PART#	DESCRIPTION	QUANTITY
A	BACK PANEL	1
B	SEAT PANEL	1
C	ARM FRAME	2
D	BOLT M6	10
E	HEX NUT	10
F	PLASTIC NUT COVER	10
G	WRENCH 	2



1. (SEE FIGURE 1) Take the Seat Panel (B) and align the holes to the holes of the Arm Frame (C) and secure by inserting Bolts (D) through the Arm Frame then Seat Panel. Secure the Bolts (D) with the Hex Nuts (E) on the inside of the Seat Panel. Repeat for the other the Arm Frame (C).

**Do not fully tighten the Nuts and Bolts.**

2. Slide the Back Panel (A) between the Arm Frames (C) and align the holes. Secure by inserting Bolts (D) through the Arm Frame then Back Panel (A). Secure the Bolts (D) with the Hex Nuts (E) on the inside of the Back Panel. Repeat for the other the Arm Frame (C).

3. Once all Hex Nuts and Bolts are secured, tighten all Bolts (D) with the Wrench (H).

4. Slide Plastic Nut Covers (F) over all exposed bolt ends.

**Congratulations  
on your assembly!**

# Limited Warranty and Care Instructions

## LIMITED ONE YEAR WARRANTY (NON-TRANSFERABLE)

This product is covered under United General Supply's (UGS) one (1) year limited warranty. To the original purchaser of this piece of furniture, cooler or accessory; UGS warrants that it will be free from defects in material and workmanship for up to one year from the date of purchase under normal use and proper care.

Replacement of defective or missing parts will be sent at no charge to the customer for a period of 30 days from the date of purchase. UGS will no longer be responsible for missing parts or hardware 30 days after date of purchase. Freight, packaging, labor or material charges to and from our customer service center is not covered under the warranty and is therefore the customer's responsibility.

The limited warranty does not cover this piece of furniture, cooler or accessory for commercial purposes, abusive use, damage by modification, freeze damage, rust, fading and issues caused by improper care.

For minor defects or missing parts/hardware, please contact customer service immediately upon purchase. Please do not return product to the store unless the product is irreparable. A customer service agent may help determine whether the damage is repairable and will provide further instructions.

For returns and refunds, please refer to your local store return policy with proof of purchase.

Proof of purchase (dated register receipt) will be required for warranty claims.

Please register your product warranty with us at [www.leighcountry.com/register](http://www.leighcountry.com/register)

**The use of power tools during assembly may void this warranty.**

## Proper Care Instructions

To clean the bench, use a mild soap and rinse with water. Dry off the bench completely with a soft cloth.

During a long periods of non-use, store furniture in the covered and dry place.

For the least maintenance, use under covered area.

Proof of purchase (dated register receipt) will be required for warranty claims. For faster service, please email proof of purchase and photos to [help@ugSCO.com](mailto:help@ugSCO.com).

Customer Service may be reached Monday through Friday from 9:00a.m. to 5:00p.m. CST.

**HELP@UGSCO.COM OR 1-877-87LEIGH (53444)**

**Leigh**   
**Country**

Authentic Country Living

**DISTRIBUTED BY:**

**UNITED GENERAL SUPPLY CO., INC.**

**HOUSTON, TX 77036**

**[www.LeighCountry.com](http://www.LeighCountry.com)**