


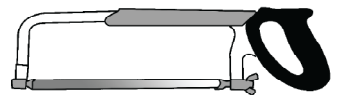
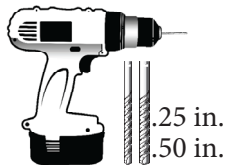
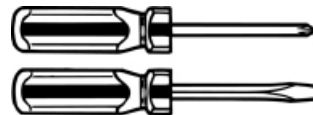

33007; 33014

08/17

Available in Dark Cherry or Chocolate



Tools you will need for assembly:



Getting Started

- Please refer to the instruction sheet provided in the product package for the specifics on required & recommended tools and the assembling the products.
- Take an inventory of the parts for the products purchased to insure you have everything you need for the installation.
- Pre-plan the placement of the towers.

General Tips

- It is not recommended to install drawers in the upper unit of the tower, as the height of the drawer may prevent you from seeing what is inside the drawer.
- Assemble and build your towers.
- Place your towers, making sure to affix them to the wall as directed.
- Assemble and install any doors and drawers into the tower unit.

Parts List



6 - Impressions
4-Shelf Standard
Organizer



2 - Impressions
4-Shelf Deluxe Organizer



4 - Impressions
Top Shelf Kit



8 - Impressions
25" x 10" Deluxe Drawer Kit

