

RIDGID®

Ridge Tool Company

400 Clark St., Elyria Ohio 44035-6001 U.S.A.

Catalog Sheet No. R-04-A

Effective Date: January 1, 2004

Visit us on the Internet: www.ridgid.com

REDESIGNED!

ONE STOP Wrench™

Engineered for plumbers by plumbers

The One-Stop Wrench is a compound 2-in-1 tool that makes plumbing work easier than ever before. The open-end provides both a $\frac{9}{16}$ " and a $\frac{15}{16}$ " surface wrench, while the unique open box-end is designed for $\frac{3}{8}$ " line nuts. The One-Stop provides all the exact sizes you need to install angle stops and compression fittings.

Plumb an entire bathroom with the ONE-STOP WRENCH™!

Is also perfect for:




Straight Stops



Appliance Legs



Shower Heads



Faucet Nuts




Stool Bolts




Simple, Easy To Use...

The smaller wrench is stored within the tubular body of the larger wrench. It is unscrewed and withdrawn for use.



The lug at the end of the smaller wrench is inserted into the riser mouth of the angle stop for pointing and stability. Point it at the optimum angle for later insertion of the supply tube...



...the larger wrench is then used to tighten the back compression nut.

No more guessing while on your back in a dark confined cabinet.



The open-end 12-point box line wrench is designed to slip over the supply tube and onto the riser nut. The 12-point box wrench allows you to grasp the riser nut in twice as many positions as a standard open-end wrench. No more "rolling" your wrench to get a grip.



The insert in the larger wrench is made to grasp the narrow shoulder of the $\frac{3}{8}$ " coupling, or Delta Tube™. It holds the body in place while the 12-point line wrench tightens the $\frac{3}{8}$ " nuts.

Ordering Information

Description	Catalog No.	Model No.	Standard Pk.	Weight (lbs./kg.)	
One-Stop Wrench	97452	2002	12	.73 lbs.	0,3 kg.

WRENCHES

The flagship product that helped build our name, RIDGID® wrenches have been trusted by tradesmen for decades. Simple, time-tested designs offer exactly what you need to get the job done quickly and effectively. Available in various configurations for gripping and turning a wide range of pipe and fitting types.

STRAIGHT PIPE 12" #31015

Made of heavy duty cast iron with a pipe capacity up to 2".



STRAIGHT ALUMINUM 12" #47057

Made of durable, easy to use professional strength aluminum with a pipe capacity up to 2".



ONE STOP #27023

Two wrenches in one to install angle stops and compression couplings.



FAUCET & SINK INSTALLER #66807

Made from lightweight, high-strength plastic construction with durable aluminum inserts.



PIPE VISES & SUPPORTS

Made of strong, dependable iron, RIDGID vises and supports are versatile and rugged enough to withstand your jobsite needs year after year. Available in various sizes for handling a variety of pipe sizes and types.



VF-99 PIPE STAND

#22168
Folding design makes it easy to transport, supports up to 2,500 lbs.



425 PORTABLE TRISTAND® CHAIN VISE #16703

Supports pipe 1/8" to 2 1/2" diameter.

PIPE/TUBE CUTTING & PREPARATION TOOLS

Choose from a huge selection of pipe cutting tools that offer exclusive features designed to make cutting more efficient and your job easier. All cutters are made from heavy-duty materials to withstand any job and be dependable for years to come.



2-IN-1 CLOSE QUARTERS CUTTER #32573

Features a removable ratchet handle, designed for use in restricted spaces on small diameter hard and soft copper, aluminum, brass and plastic tubing.

- Easy control of cutting pressure for clean cuts



QUICK-ACTING TUBING CUTTER #31632

Quick-acting design, hardened wear surfaces and thrust-bearing slide assemblies for smooth operation.

- Professional strength aluminum with a pipe capacity up to 1 5/8"

PRESS TOOLS

A fast and reliable way to join copper, stainless steel and PEX, RIDGID press tools feature a swiveling barrel and a powerful 18V Lithium-Ion battery.



RP 210-B #31028

- Capacity: 1/2" to 1 1/4" (copper & stainless), 3/8" to 1 1/2" (PEX)
- Hydraulic Ram Output: 5,400 lbs. (24kN)
- Weight: 6.4 lbs. w/battery



RP 330-B #27923

- Capacity: 1/2" to 4"
- Hydraulic Ram Output: 7,200 lbs. (32kN)
- Weight: 10.0 lbs. w/battery