
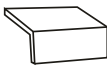



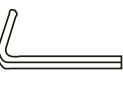
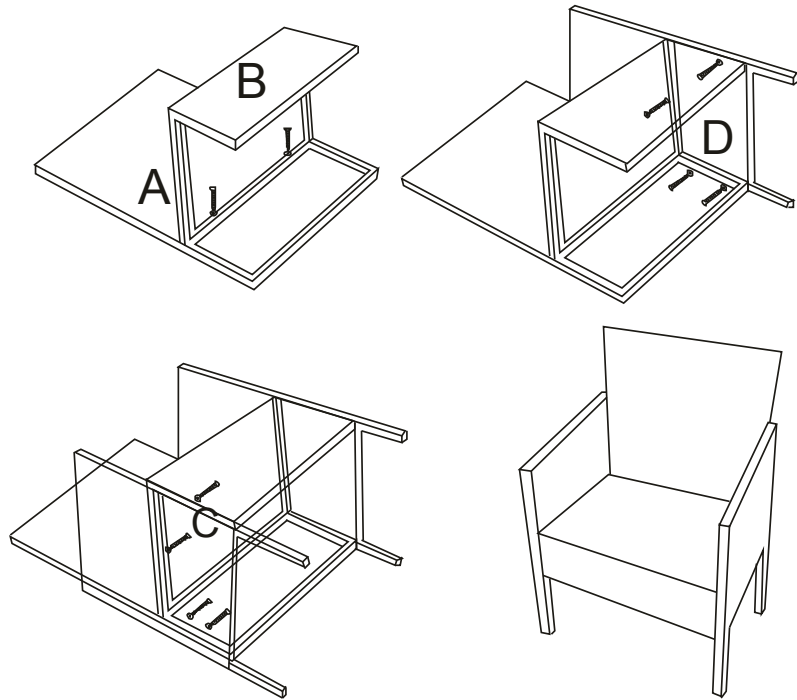


# COSTWAY® HW53509 ASSEMBLY INSTRUCTIONS

Screw specification: M6\*40mm

A		1PC*2
B		1PC*2
C		1PC*2
D		1PC*2
S		10PCS*2
W		1PC



H		2PCS
J		2PCS
K		1PC
S		8PCS
W		

