



# Weatherly Collection Dining Chair with Arms

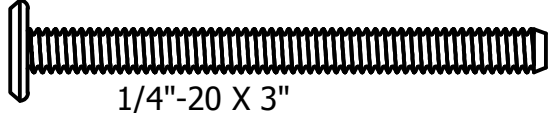
## Assembly Guide



### HARDWARE

A  x4  
1/4"-20 X 1.5"

B  x4  
1/4"-20 X 2"

C  x2  
1/4"-20 X 3"

### IMPORTANT!

DO NOT fully tighten the bolts until all bolts are started. Once all bolts are inserted, go back & tighten all the bolts.

Retain these instructions for future reference

### INCLUDED TOOLS

