

Tafco jalousie windows are tailor-made for ventilation and light

features

louvers open up to 110° angle. now you can open jalousies past the half-way mark and actually angle the jalousie louvers so that they scoop in every bit of cool, fresh air that is headed your way.

indirect ventilation, angled glass louvers slanting downward break up direct air currents allowing only soft fresh air to enter.

finished aluminum frames cannot rust or rot and stay clean and bright year after year. Available colors : White or Bronze
100% weather-stripped.

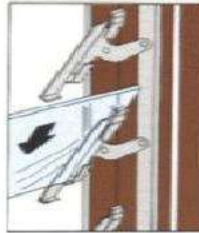
perfect for homes where large window areas are desired.

removable screen

windows can be washed from the inside

slanted louvers deflect rain, keeping the inside of your home dry.



wide 4" glass louvers



Install glass from inside by sliding in the clips . screen must be removed to install glass



Install two panels of glass as spacers to maintain the proper width during installation



jalousie window installation

1. windows must not be forced in openings
2. jamba must be set plumb
3. install two pieces of glass in window at 1/3 points (glass is installed from inside of window. these two glass panels act as spacers to maintain proper width during installation.
4. install window through holes provided on sides of jamba
5. measure diagonal dimensions to insure frame is square.
6. measure width (three points: top, bottom and middle) where screen is installed to insure jamba are not bowed in or out. measurements must be equal.
7. installation should be made through holes provided on sides of jamba. do not install through 1/2" caulking flange.
8. do not cover caulking flange with siding.

for more information :

Tafco Corporation 1953 N. 17th Ave. - Melrose Park, IL 60160 847-678-8425 -- fx 847-678-8471 www.TAFCO.com