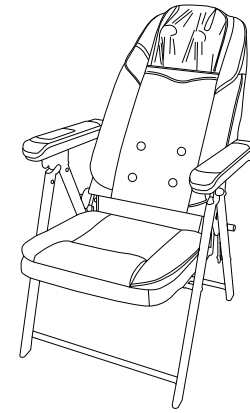


## Instruction Manual

Massage Chair  
FR-M25, FR-M25G



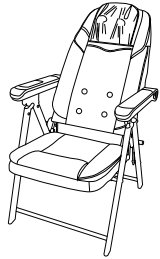
**Questions, problems, missing parts?** Contact technical support department at **657-341-0362, 9:00 a.m. - 5 p.m., PST, Monday - Friday** or email us at:

[cs@scsources.com](mailto:cs@scsources.com)

Please have your model and serial number ready

# Contents

Thank you for purchasing Massage Chair.  
Please read the owner's manual (operating manual) before use.



- SAFETY PRECAUTIONS .....2-7
- COMPONENTS AND DESCRIPTIONS ..... 8-9
- HOW TO USE .....10-11
- CARE AND STORAGE ..... 12
- TROUBLESHOOTING ..... 13
- SPECIFICATIONS ..... 14

- This product is designed for home use.
- If any abnormal condition happens, such as fire etc, please stop operation immediately and unplug the product from the wall outlet.
- Remember to keep the manual in an easily accessible place.

## SPECIFICATION

Name	Massage Chair	Timer	15min
Power	60W	Voltage	12V
Size	31.1*16.93*7.08 in	Weight	37.26 lb
Function	* Massage, Shiatsu, Kneading, Heating. * Release Fatigue, Promote blood circulation.		



## TROUBLESHOOTING

Before asking for repair, make sure if there is still a problem after trying the solutions given in this troubleshooting guide. Contact the vendor or your nearest service center for assistance.




PROBLEM	CAUSES	SOLUTION
Noise during operation	When the massage product are functioning, the rollers are moving, you will have some noise during operation.	As this is part of the design of the massage product. It is normal and have no effect on the operation of the massage product.
The product can not operate	The power cord has disconnected The switch is on "OFF" position	Plug in the product Switch on the power
Functions stop during operation	Time up and all of massage program back to standby	Restart the program after 30 minutes

## SAFETY PRECAUTIONS

- Be sure to read this manual thoroughly in order to operate the product correctly.
- The manual contains important information about how to use the product safely and correctly, avoiding possible damage to property or injury to persons using the product.
- To clearly indicate the degrees of danger and damage, symbols "WARNING" and "CAUTION" shown below are used throughout the Operating Manual to highlight important safety instructions

 <b>WARNING</b>	This action could result in serious injury or death
 <b>CAUTION</b>	This action could result in minor personal injury or damage to property

### [SYMBOLS]

	Symbol is to inform you the content of "WARNING" and "CAUTION" ( The symbol on the left means "read the "WARNING" and "CAUTION" before use" )
	⊘ This is to explain the content of Prohibited: (This symbol on the left means " Do not disassemble" )
	This is to explain the content of Required Action



## WARNING

If you find an abnormal condition, please stop operating immediately. Electric shock or fire may result in if the product is operated under such circumstances, please turn off the main power switch and unplug the product from the wall outlet. Contact the vendor for inspection or repairing.



- If there is a threat of lightning, abnormal noise (any abnormality), turn off the main power switch. For the safety, contact the vendor for inspection. Do not try to repair any malfunction of the product.
- Any moisture into the product.
- Any obstacle into the product.
- Any dropping down, tipping over or broken on the casing.



## CAUTION



REQUIRED ACTION

- If you feel uncomfortable during operation, please stop using immediately. Consult with your doctors.
- Use the product only when it is placed on a flat surface.
- Before operation, make sure the switch is in order. Or it will result in injury and accident.

## CARE AND STORAGE

### CLEAN

- In the event of cleaning the product, please disconnect the power plug.
- Wipe the product and control panel with soft cloth.
- If the product is soiled, please wipe with damp cloth with just a little water or neutral detergent and then wipe it with dry cloth.

### CAUTION

- Do not place the product in high humidity, sunlight or dirty environment.
- Do not use petrol, thinner, alcohol alkaline detergents or bleaching agent to clear the product as this will result in fade and deteriorated.

### DISPOSAL OF WASTERS


- For disposal of wasters please follow the local rules.

### NOT IN USE AFTER LONG TIME

- Please store the product after unplugging.
- Do not damage the power cord and control panel during storage.
- Please store the product in a dry place after wiping off the dust and ash.

## OVERALL MASSAGE

1. Select and combine massage programs from NECK, BACK and SEAT according to your preference.
  2. The selected massage programs begin.
  3. During operation, you can adjust the roller width, neck position, roller options. Activate dynamic squeeze, heat.....ect. depending on the selected massage.
  4. After the massage is completed, the rollers will return to the storage position.
  5. Unplug its power plug from the electrical outlet when unit is not in use.
- Note: The unit shuts off automatically after approximately 15 minutes.

 <b>WARNING</b>	
 PROHIBITED	The following persons must not use this product. Person who has thrombosis, serve aneurism, acute varicosity or skin infection, including inflammation of the hypodermis.
 ACQUIRED ACTION	Persons with any of the following conditions should seek medical advice before using 1 People who have electronic medical devices easily susceptible to electromagnetic interference 2 People with malignant tumors 3 People with serious heart disease 4 Woman who is in menstrual period or pregnant 5 Sensory disturbance caused by peripheral circulatory disorder due to diabetes 6 People with sensory disturbance 7 Persons being treated for personal injury 8 High fever (38°C or higher), such as acute inflammation, high blood pressure or chills 9 Persons with sickness or under bed rest orders 10 Osteoporosis, spinal fractures and acute pain 11 Inflammation due to sprains and muscle strain It is not recommended for those who are in uncomfortable or sickness  Keep massage to no more than 15 minutes. Do not continue to massage an area specific or any particular of your body. Please stop for at least 30 minutes before reuse. Continue using for extend periods of time can result in over simulation on muscles and nervous.



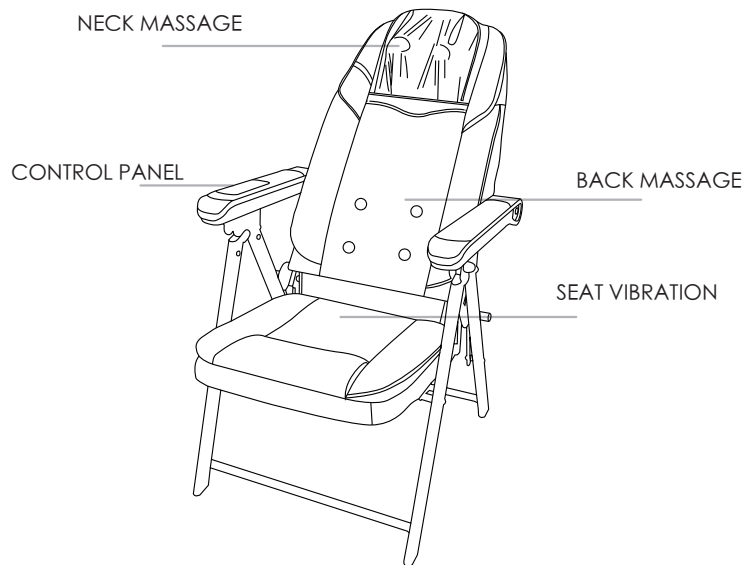
## WARNING






 FORBIDDEN WET HAND	Do not touch outlet, plug and power cord with damp hands or it will cause electric shock and malfunction.
 GUARD AGAINST DAMP	Do not spill water or other liquid on the product. Do not place it in the humid environment like bathroom. It may result in electric shock or malfunction.
 REQUIRED ACTION	Make sure no one especially pets is in the way when operation.
 DO NOT DISASSEMBLE	Do not try to disassembly or repair the product, power cord and controller. It may result in fire and malfunction.
 PROHIBITED	Do not destroy the power cord. The power cord should not be broken or damaged. Don't bend, stretch, twist or wrap the power cord. Do not hang up objects on the power cord. The broken cord will result in electric shock, short circuit or fire.

## HOW TO USE

### PREPARATION BEFORE USE POWER ON/OFF

- 1.Place the chair on the floor. Adjust the backrest to your desired position. Plug in the adaptor.
- 2.Insert power adapter plug into AC 120V 60HZ electric outlet.
- 3.Press on the remote to turn the unit on.
- 4.Press again to turn the unit off.



 <b>CAUTION</b>	
	<ul style="list-style-type: none"> <li>● In the event of power failure, switch off the main switch and disconnect the power plug to prevent any sudden operation if the power is restored unexpectedly.</li> </ul>
	<ul style="list-style-type: none"> <li>● Do not touch outlet, plug and power cord with damp hands.</li> </ul>
	<ul style="list-style-type: none"> <li>● After use or in the event of power failure, please disconnect the power plug to prevent electric leakage, electric shock and accident.</li> <li>● In the event of cleaning the product, please disconnect the power plug to prevent electric shock and fire.</li> <li>● When disconnecting the power plug from the socket, be sure to hold the plug instead of pull over the power cord. Or it will result in electric shock, short circuit and fire. Please check power plug and power cord as schedule.</li> </ul>
	<ul style="list-style-type: none"> <li>● Do not use the product immediately after drinking and dinner. Or it will result in uncomfortable.</li> <li>● Do not hang up heavy objects with power cord and control wire.</li> <li>● Do not use the product near the fire or heater device.</li> <li>● Do not smoke while you are using.</li> <li>● Do not place the product on the floor where there is underground heating or other heating device. Or it will result in fire.</li> <li>● This product is not intended for use by children and persons with reduced mental capabilities.</li> <li>● Do not let children sit and play on the product or it will result in injury and malfunction.</li> </ul>



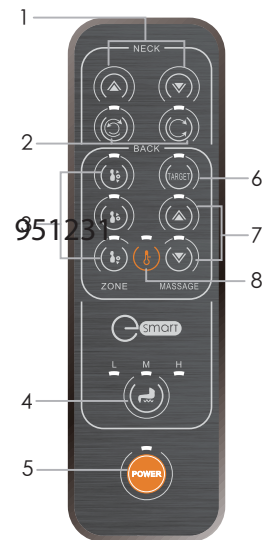
## CAUTION



PROHIBITED

- This product is for house use and not for commercial purposes.
- Do not operate the product with blanket covered. Excessive heating will occur and cause fire and accident.
- Make sure the well connection between the plug and the outlet. Wipe dust away from them. Or it will result in electric shock, short circuit or fire.
- Do not stand or step on the product. Do not force overloading on the product. Or it will result in injury, malfunction and accident.
- Do not use the product near fire resource or flammable gas. Or it will result in product distortion, malfunction and fire accident.
- Do not use the product where aerosol spray products are being used or where oxygen is being administered. Or it will result in product distortion, malfunction and fire accident.
- Do not clean or spray the product with abrasive cleaning detergent, alcohol or insecticide. Or it will result in product distortion, electric shock and fire accident.
- Please keep children and persons with reduced mental capabilities away from the running product. Or it will result in injury.
- This product is not intended for use by persons with reduced mental capabilities or under bed rest orders. It may result in personal uncomfortable.

## COMPONENTS AND DESCRIPTIONS



1. Neck Massage Adjustment  
Adjust your desired neck massage level
2. Neck Massage Programme  
Manual programme (left button) and auto programme (right button).
3. Back Zone Choice  
Choose your desired back massage area (FULL, UPPER, LOWER).
4. Vibration Massage  
Seat vibration with 3 intensities.
5. Power ON/OFF  
Switch ON or OFF the machine.
6. Target  
Target specific area you like.
7. Target Area  
Adjust up and down massage.
8. Heat Therapy  
Improve blood circulation.