


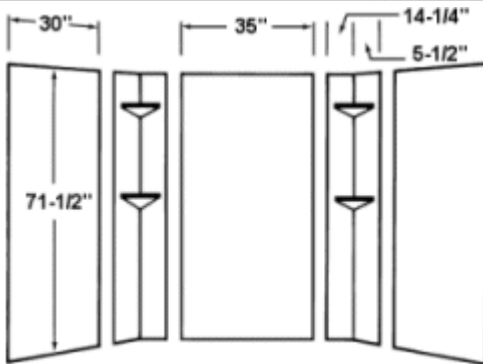
Accessories

360.200 Drip Rail — UPC 6 71031 00278 5



Flexible vinyl blade (1" high) remains upright and lies flat when stepped upon. Attaches to DURABASE® Shower Floor and entry ramp. Kit includes flexible 60" clear vinyl blade, aluminum bracket and mounting hardware.

260 SERIES DURAWALL® Shower Walls — barrier free shower walls feature:



- 5-piece, Adhesive Mounted to Drywall and Like Surfaces
- Thermoplastic Material, White and Bone
- Seamless, 1-piece Corner Panels, 4 Formed Shelves
- Semi-gloss, Colorfast, Resistant to Mold and Mildew
- Easy to Install and Clean

Note: Click to Home Page and DURAWALL® Shower Walls for details


Pull Down Shower Seat



CareGiver™ Pull-Down Shower Seats stainless-steel tubing (satin finish). Comfortably padded seats are mildew- and fire-resistant, retain lasting shape, and have smooth no-cording edges. Designed for easy, secure installation and use.

Part No.	Length	Fit Model	UPC
390.401	(RH) 26"	360, 3060	6 71031 00363 8
390.402	(LH) 26"	360, 3060	6 71031 00364 5
390.403	(RH) 32"	3739	6 71031 00365 2
390.404	(LH) 32"	3739	6 71031 00366 9

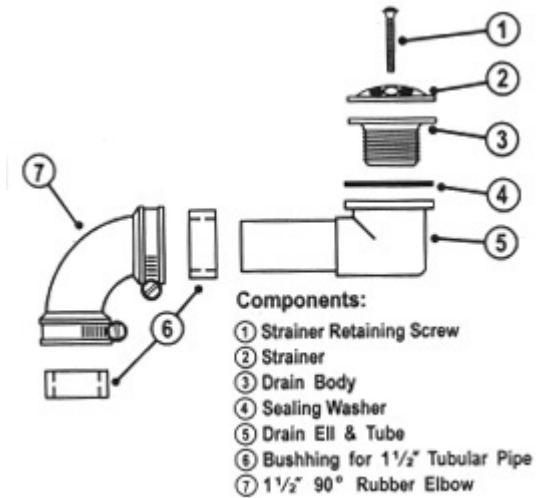
Stainless Steel Grab Bars



CareGiver™ Grab Bar and made of tough 18-gauge 1-1/2" diameter stainless-steel tubing (satin finish).

Part No.	Length	UPC
390.301	24"	6 71031 00359 1
390.302	48"	6 71031 00360 7
390.303	20"x42"	6 71031 00361 4
390.304	34"x18"	6 71031 00362 1

60.300 ShowerTub Drain Kit — UPC 0 00000 00000 0



- Components:**
- ① Strainer Retaining Screw
 - ② Strainer
 - ③ Drain Body
 - ④ Sealing Washer
 - ⑤ Drain Ell & Tube
 - ⑥ Bushing for 1½" Tubular Pipe
 - ⑦ 1½" 90° Rubber Elbow