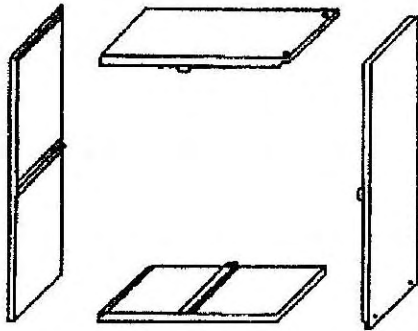




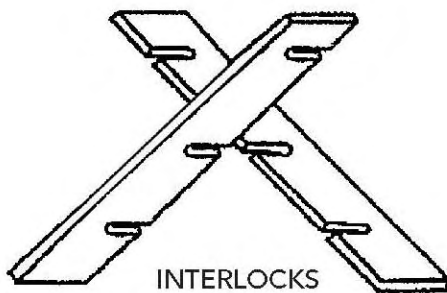
JUMBO WINE BIN ASSEMBLY

PARTS

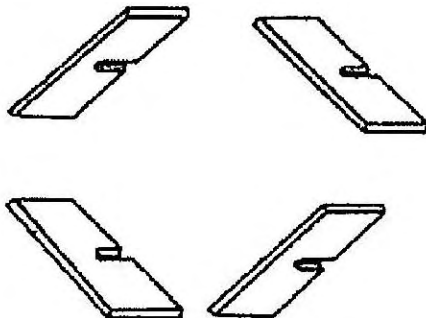
- Four Sides
- Two Long Interlock Dividers
- Eight Screws
- Four Short Interlock Dividers



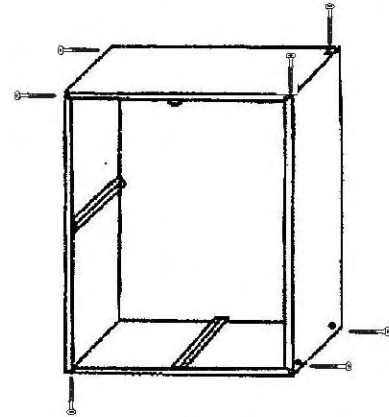
1. Place four identical sides on the floor.



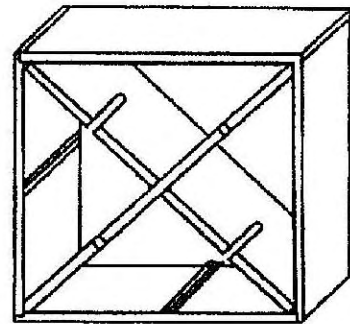
3. Assemble two long interlocks and place into constructed box.



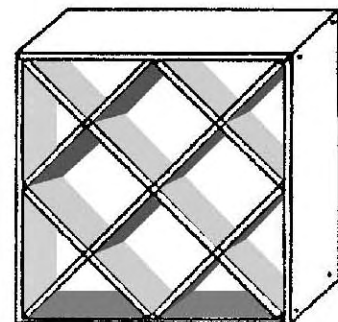
5. Place four short interlocks into slots.



2. Attach the four pieces together with eight 2" screws. Do not tighten them all the way until diamond is fully assembled.



4. Racks should appear as shown.



6. Finally, tighten all screws.