



Providence Trellis

Model# 11177 (M) Assembly Instructions

<u>Part #</u>	<u>Description</u>	<u>Qty</u>
1	2" sq. x 74" Left Post	1
2	2" sq. x 74" Right Post	1
3	$\frac{7}{8}$ x $1\frac{1}{2}$ x 22" Top/Bottom Cross Rail	2
4	$\frac{7}{8}$ x $1\frac{1}{2}$ x 22" Center Cross Rail	9
5	$\frac{1}{4}$ x $1\frac{1}{2}$ x 66" Vertical Slat	2
6	Hardware Bag (includes:)	1
	2" sq. Post Cap	2
	$1\frac{1}{4}$ " Painted Screw	6
7	Trellis Ground Anchor Kit (includes:)	1
	16" Steel Ground Anchor (L-Shaped)	2
	#8 - 1" Painted Self Tapping Screw	4

General Information

PLEASE READ THROUGH BEFORE BEGINNING ASSEMBLY.

IMPORTANT: Check boxes for Contents Listed

Check inside of parts as some parts are packaged
inside of others

In the event of missing, damaged or defective parts
please call our customer service dept. at 1-877-258-6020

When assembling components, place on a clean, flat
non-abrasive surface to avoid scratches

Tools Required

- ... Battery or Electric Drill with #2 phillips bit
- ... Tape Measure
- ... Hammer or Rubber Mallet (recommended)
- ... PVC, Super, or Crazy Glue

Warranty Statement

20 Year Guarantee

Please call manufacturer direct with questions concerning missing or defective parts at Toll Free: 877-258-6020.

Dura-trel, Inc. products are warranted to be free from manufacturing defects resulting in delaminating, peeling, flaking, corroding, cracking, crazing, or extreme amounts of fading or bleaching causing the PVC to change to its natural color for a period of 20 years from the date of purchase.

Normal weathering is defined as exposure to sunlight and extremes of weather and atmosphere which will cause any colored surface to gradually fade.

CONDITIONS NOT COVERED BY THIS WARRANTY:

- A. Physical abuse, misuse, neglect, or improper storage.
- B. Improper installation or installation not in strict adherence to the instructions written by Dura-Trel, Inc.
- C. This warranty does not apply if materials are painted, varnished, or coated with any substance.
- D. Dura-Trel, Inc. is not responsible for damages to product during shipping.
- E. Damage attributable to atmospheric pollutants, hail, lightning, hurricane, tornado, wind borne objects, earthquake, fire, mildew, casualty, act of God, building or ground settlement, or subjection to stress or weight.

CLAIMS AND REMEDIES:

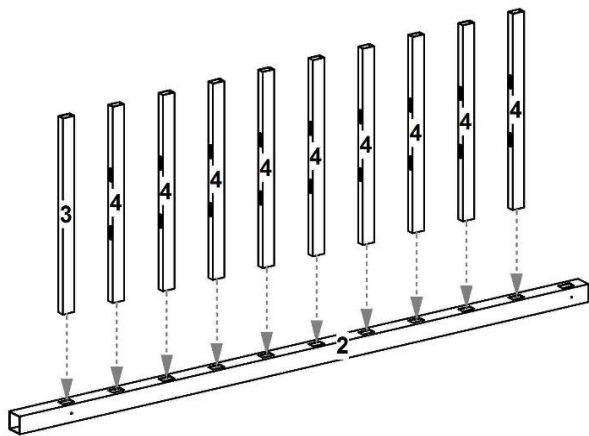
If a Dura-Trel, Inc. product is determined to have a manufacturing defect which is covered by this warranty, Dura-Trel, Inc. will replace the material containing the defect (labor not included) F.O.B from the point of manufacture. Dura-trel, Inc. will not be responsible for any cost incurred in the removal or reinstallation of the product.

Important: An claims must be sent to the following address and should describe the defect claim.

Dura-Trel, Inc., P.O. Box 122, Sheboygan Falls, WI 53085

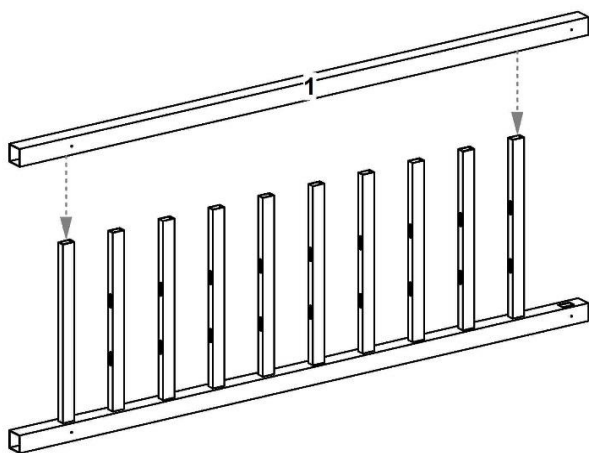
Dura-Trel, Inc. reserves the right to discontinue or change its design, and or color. If the original color or style is not available, Dura-Trel, Inc. shall have the right to substitute a product designated by Dura-Trel, Inc.

Dura-Trel, Inc. shall not be liable for any incidental, special, or consequential damages arising out of the use of these products



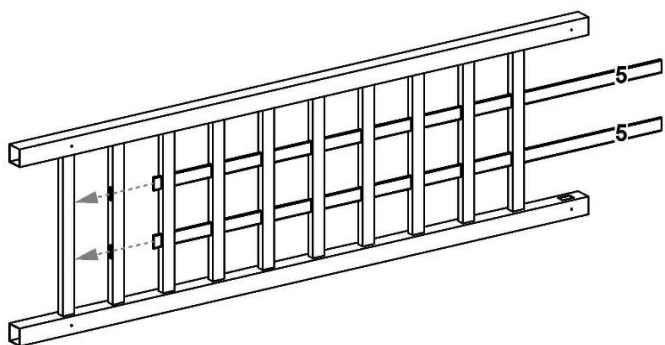
1

Lay out one right post (part 2). Starting at bottom, insert one top/bottom cross rail (part 3) and nine center cross rails (part 4).



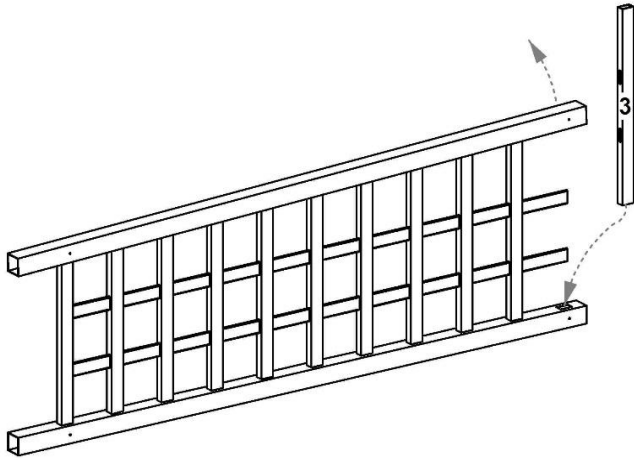
2

Slide left post (part 1) over corresponding cross rails.



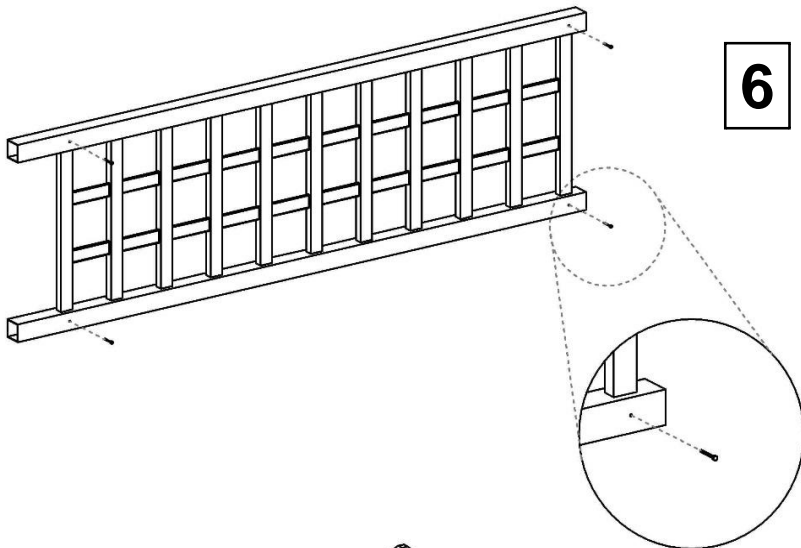
3

Insert vertical slats (part 5) through center cross rails and into bottom cross rail.



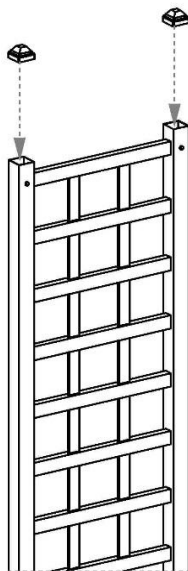
5

Separate top of post just enough to insert remaining top/bottom rail (part 3).



6

Using 1 1/4" screws, screw together trellis. Be sure that all parts are fully inserted into posts before securing.



7

Using PVC, super or crazy glue; glue post caps onto posts.

11177	Providence Trellis	
1	2" sq. x 74" PVT Left Post	1.00
2	2" sq. x 74" PVT Right Post	1.00
3	7/8 x 1½ x 22" PVT Top/Bottom	2.00
4	7/8 x 1½ x 22" PVT Center Rai	9.00
5	¼ x 1½ x 66" Slat	2.00
6	Hardware Bag	1.00
	2" sq." Post Cap	2.00
	1¼" Painted Screw	6.00
	Grnd Anch - Trellis (2 x 2)	1.00
	#8 - 1" Self Tapping White He	4.00