

Electric Fan

Owner's Guide



English

Model
FSQ-MF09F

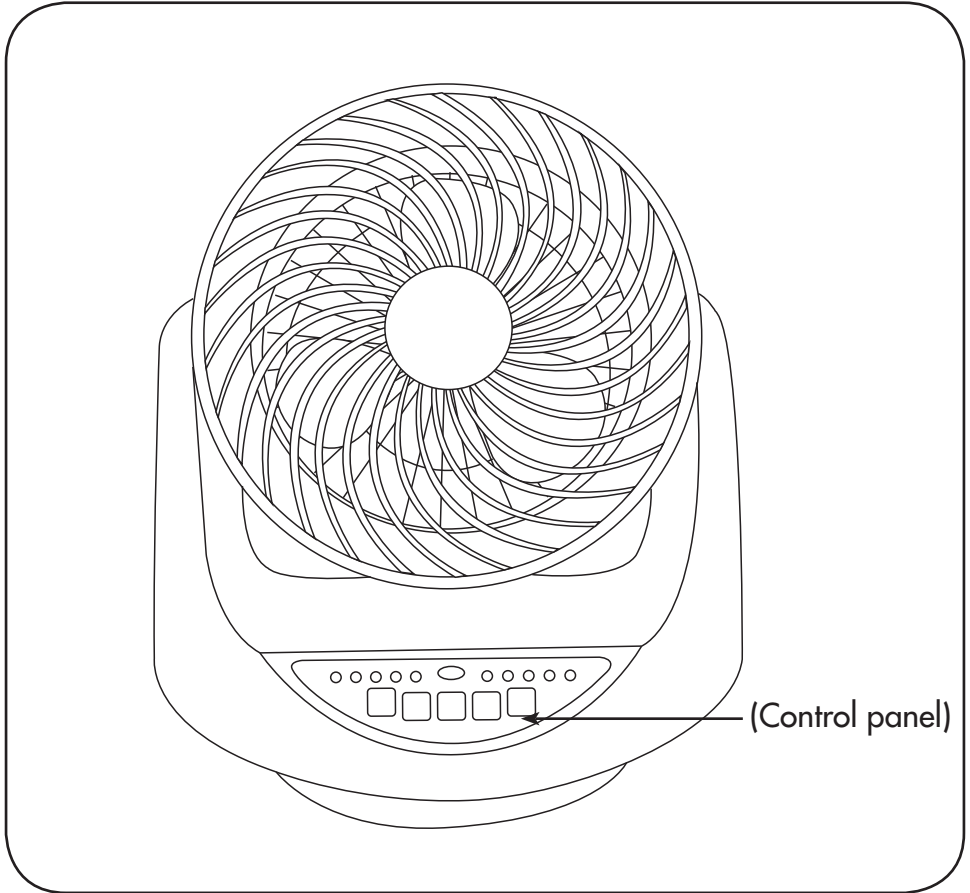
61802-01
20140330

Hunter
SINCE 1886

CONTENTS

Parts Identification	3
Specifications.....	3
Safety Precautions	4
Fused Plug	5
Operating Instructions	6
Care and Maintenance	7
Technical Support	8
FCC Warning	8
Warranty.....	9
Products	10

PARTS IDENTIFICATION



SPECIFICATIONS

INPUT VOLTAGE	120V / 60Hz
POWER RATING	55W
FAN BLADE SIZE	9 in.

SAFETY PRECAUTIONS

READ AND SAVE THESE INSTRUCTIONS! Read this entire manual before operating this product. When using electrical appliances, basic safety precautions should always be followed to reduce the risk of fire, electric shock and personal injury, including the following:

1. **Use this fan only as described in this manual.** Improper usage may cause fire, electric shock or personal injury.
2. To protect against electric shock, do not place fan on windowsills, immerse unit, plug or cord in water. Do not spray with liquid or use near water sources.
3. This product is intended for residential use **ONLY. DO NOT** use outdoors.
4. This appliance has a polarized plug (one blade is wider than the other). See figure 1. To reduce the risk of shock, this plug is intended to fit in a polarized outlet one way only. If the plug does not fit fully in the outlet, reverse the plug. If it still does not fit, contact a qualified electrician. **DO NOT** attempt to bypass this safety feature.
5. **WARNING:** To reduce the risk of fire or electric shock, do not use this fan with any solid-state speed control device.
6. This product employs overload protection (fuse). A blown fuse indicates an overload or short-circuit situation. If the fuse blows, unplug the product from the outlet. Replace the fuse as per the user servicing instructions (follow product marking for proper fuse rating) and check the product. If the replacement fuse blows, a short-circuit may be present and the product should be discarded or returned to an authorized service facility for examination and/or repair.
7. Close supervision is necessary when any appliance is used by or near children.
8. Turn the fan OFF and unplug from the outlet when not in use, before moving and before cleaning.
9. To unplug the fan, first turn the unit OFF, grip the plug and pull from outlet. Never pull or tug by the cord to remove from the outlet.
10. **DO NOT** operate any fan with a damaged cord or plug. Discard fan or return to an authorized service facility for examination and/or repair.
11. **DO NOT** run cord under carpeting. Do not cover cord with throw rugs, runners, or similar coverings. Do not route cord under furniture or appliances. Arrange cord away from traffic area and where it will not be tripped over.
12. **DO NOT** operate the fan if fan housing is damaged.
13. **Always** use the fan on a dry leveled surface.
14. **DO NOT** operate the fan in the presence of explosive and/or flammable fumes.
15. **DO NOT** place or operate the fan near open flame or sources of heat (stove, fireplace, etc.).
16. The use of unauthorized attachments is not recommended. This may cause fire, electrical shock, or injury.

17. This unit is designed for use on a 120V/60Hz outlet only.
18. **DO NOT** insert fingers or any objects through the grill during use. Avoid contact with moving parts.
19. A loose fit between the AC outlet and plug may cause overheating and distortion of the plug. If it occurs, contact a qualified electrician to replace worn outlet.
20. If the supply cord is damaged, it must be replaced by the manufacturer, its service agent or similarly qualified persons in order to avoid hazard.
21. The plastic feet on this product may interact with wood and cause damage to furniture. **DO NOT** place on fine wood furniture.

WARNING:

1. This appliance is not intended for use by persons (including children) with reduced physical, sensory or mental capabilities, or lack of experience and knowledge, unless they have been given supervision or instruction concerning use of the appliance by a person responsible for their safety.
2. Children should be supervised to ensure that they do not play with the appliance.

FUSED PLUG

User Servicing Instructions

This plug is a safety feature. It contains a safety device (fuse) that should not be removed. Discard the product if the attachment plug is damaged. To reduce the risk of fire, electric shock and personal injury, **DO NOT** remove, replace, repair or tamper with the originally supplied plug. If the fan does not function properly, it may be due to the safety device incorporated in this plug.

If the fuse fails, it is generally due to a short circuit or circuit overload. Replace the fuse as per the instructions below. If the replacement fuse fails, immediately unplug the unit and contact our technical support department for assistance.

Fuse Replacement

1. To replace the fuse, first turn the unit off and unplug it from the wall. Locate the door on top of the plug. Figure 1.

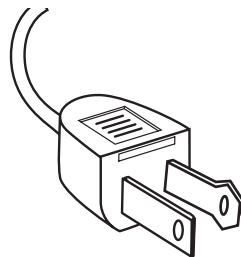


Figure 1.



Figure 2.

- Slide the door on top of the plug towards the blades. Figure 2.
- Carefully remove the fuse from the clips holding it on the top and bottom. Figure 3.

Warning! Electrical Hazard! Only replace with a fuse type and rating matching what was removed from the product. If the product fails a second time, immediately unplug it and contact our technical support at 1-888-880-3267.




Figure 3.

- Gently push the fuse back into the pins that will hold it in place.

Note: If the fuse is not seated properly, the unit will not function.

- Slide the door back over the fuse box in the plug.
- Plug the fan back in and resume use.

OPERATING INSTRUCTIONS

Fan Operation

- Plug cord into any standard 120 volt AC outlet.
- You can operate the appliance by pressing the buttons on the control panel.



Control Panel

Functions of the Keys and Symbols



Power Button:

Press the button once, the fan will start at Speed 1 (Low speed). The LED "1" will light up. Press again to switch the fan off.

Speed



Speed Button:

Select the desired speed by pressing the Speed button which will adjust the fan speed to Speed 1, 2, 3, Quiet and back to 1 as a sequence. The LED will light up accordingly to show the speed selected.

Timer



Timer Button:

This fan is equipped with an automatic shut off feature. To select desired length of operation, press the Timer button a number of times until the LED indicates the desired operation time in 1-hour increments.

Left/Right



Left/Right OSC Button:

To activate the Left/Right Oscillation feature, press the button once. Press again to cancel.

Up/Down



Up/Down OSC Button:

To activate the Up/Down Oscillation feature, press the button once. Press again to cancel.

CARE AND MAINTENANCE

- Always unplug the appliance before cleaning.
- Do not immerse the fan in water or other liquids and never allow water to drip onto the motor housing.
- Use only a soft, damp cloth to gently wipe the outer surfaces of the fan.
- To clean between grills, we recommend using a pipe cleaner, flexible dust wand, vacuum cleaner or compressed air to gently remove dust.
- Do not use gasoline, paint thinner or any other corrosive cleaning solutions.
- If the fan will not be in use for an extended period of time, you may leave the fan assembled. Cover to protect from dust. Store in a cool, dry place.

TECHNICAL SUPPORT

If you have any additional questions or problems with your Hunter Portable Fan, please call:

USA: 1-888-880-3267

Hours of operation are from 8:00 am to 5:00 pm Monday to Friday, Eastern Time. You may also reach us online at www.HunterHomeComfort.com.

FCC WARNING

FCC WARNING:

Changes or modifications to this unit not expressly approved by the party responsible for compliance could void the user's authority to operate the equipment.

NOTE :

This equipment has been tested and found to comply with the limits for a Class B digital device, pursuant to Part 15 of the FCC Rules. These limits are designed to provide reasonable protection against harmful interference in a residential installation. This equipment generates, uses and can radiate radio frequency energy and, if not installed and used in accordance with the instructions, may cause harmful interference to radio communications.

However, there is no guarantee that interference will not occur in a particular installation. If this equipment does cause harmful interference to radio or television reception, which can be determined by turning the equipment off and on, the user is encouraged to try to correct the interference by one or more of the following measures:

- Reorient or relocate the receiving antenna.
- Increase the separation between the equipment and receiver.
- Connect the equipment into an outlet on a circuit different from that to which the receiver is connected.
- Consult the dealer or an experienced radio/TV technician for help

WARRANTY

Hunter Home Comfort makes the following limited warranty to the user or consumer purchaser of this Hunter Portable fan:

If your Hunter Portable Fan motor fails at any time within one year after the date of sale to you due to a defect in material or workmanship, labor to repair the defect will be provided free of charge at our nearest service center or our Service Department in Marietta, Georgia. You will be responsible for labor costs after this one-year period. The foregoing limited warranty applies only to the motor itself, and does not apply to electronic controls such as remote controls, remote control receivers or transmitters used in conjunction with the motor. These electronic control items are included in the one year limited warranty below.

If any part of your Hunter Portable Fan other than the motor fails at any time within one year after the date of sale to you due to a defect in material or workmanship, we will repair or, at our option, replace the defective part free of charge for parts and labor performed at our nearest service center or at our Service Department in Marietta, Georgia.

IF THE USER OR CONSUMER PURCHASER CEASES TO OWN THE FAN, THIS WARRANTY AND ANY IMPLIED WARRANTY WHICH THEN REMAINS IN EFFECT, INCLUDING BUT NOT LIMITED TO ANY IMPLIED WARRANTY OF MERCHANTABILITY OR FITNESS FOR A PARTICULAR PURPOSE, ARE VOIDED. NO WARRANTY, EXPRESSED OR IMPLIED, INCLUDING ANY WARRANTY OF MERCHANTABILITY OR FITNESS FOR A PARTICULAR PURPOSE, IS MADE IN RESPECT TO THE GLASS GLOBES OR LIGHT BULBS OR THE FINISH ON ANY METAL PORTION OF THE FAN. THIS WARRANTY IS IN LIEU OF ALL OTHER EXPRESS WARRANTIES. THE DURATION OF ANY IMPLIED WARRANTY, INCLUDING, BUT NOT LIMITED TO ANY IMPLIED WARRANTY OF MERCHANTABILITY OR FITNESS FOR A PARTICULAR PURPOSE, IN RESPECT TO ANY HUNTER FAN MOTOR OR OTHER FAN PART, IS EXPRESSLY LIMITED TO THE PERIOD OF THE EXPRESS WARRANTY SET FORTH ABOVE FOR SUCH MOTORS AND OTHER PARTS.

This warranty is voided if your Hunter Fan is not purchased and used in the USA.

This warranty excludes and does not cover defects, malfunctions or failures of any Hunter Portable fan which were caused by repairs by persons not authorized by us, use of parts or accessories not authorized by us, mishandling, improper installation, modifications, or damage to the Hunter Portable fan while in your possession, or unreasonable use, including failure to provide reasonable and necessary maintenance.

To obtain servicing, contact the nearest Hunter authorized service center or the Hunter Home Comfort Service Department, 2260 Northwest Pkwy., Suite I,

Marietta, Georgia 30067. Please contact us before shipping your fan to us. If we authorize you to ship it to us, you will be responsible for all insurance and freight or other transportation charges to our factory service center. We will return your Hunter Fan freight prepaid. Your portable fan should be properly packed to avoid damage in transit since we will not be responsible for any such damage. Proof of purchase is required when requesting warranty service. The purchaser must present sales receipt or other document that establishes proof of purchase.

IN NO EVENT SHALL HUNTER HOME COMFORT BE LIABLE FOR CONSEQUENTIAL OR INCIDENTAL DAMAGES.

SOME STATES DO NOT ALLOW LIMITATIONS ON HOW LONG AN IMPLIED WARRANTY LASTS OR THE EXCLUSION OR LIMITATION OF INCIDENTAL OR CONSEQUENTIAL DAMAGES SO THE ABOVE LIMITATION MAY NOT APPLY TO YOU.

THIS WARRANTY GIVES YOU SPECIFIC LEGAL RIGHTS AND YOU MAY ALSO HAVE OTHER RIGHTS WHICH VARY FROM STATE TO STATE.

PRODUCTS



To learn more about Hunter Home Comfort products, please see our Web page at:
www.HunterHomeComfort.com

Hunter^{SINCE 1886}

2260 Northwest Pkwy., Suite I, Marietta, GA 30067
Hunter is a trademark of the Hunter Fan Company and
is used under license to Hunter Home Comfort.

Printed in China