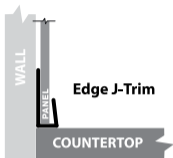
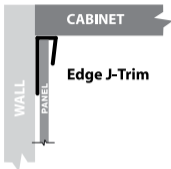


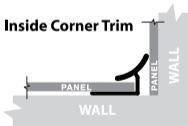
Trim Profile Drawings. Available in 18" and 4' lengths



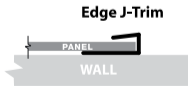
Side View - Cross Section
Top of Countertop



Side View - Cross Section
Under Cabinets



Top View - Cross Section
Inside Corner of Walls



Top View - Cross Section
End Point on Wall