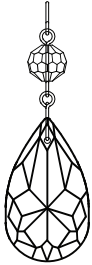
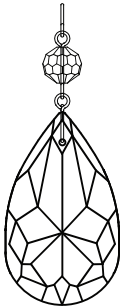
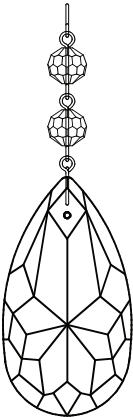



# 105029 Replacement Crystal Kit for  
Mademoiselle Collection

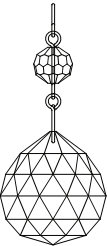
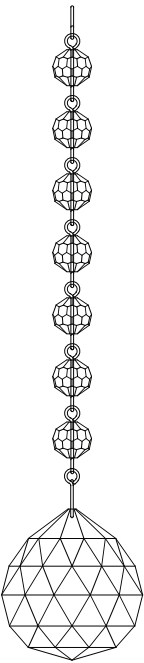
**F1798/6, F1799/12, F1800/4**

Qty.	Drawing	Part # / Description	Note:
1		<p>F1798 - ② 38 mm Drop</p>	<ul style="list-style-type: none"> <li>• To replace part # ② on F1798/6</li> <li>• To replace part # ② on F1800/4</li> </ul>
1		<p>F1798 - ① 50 mm Drop</p>	<ul style="list-style-type: none"> <li>• To replace part # ① on F1798/6</li> <li>• To replace part # ① on F1800/4</li> </ul>
2		<p>F1799 - ① 63 mm Drop</p>	<ul style="list-style-type: none"> <li>• To replace part # ① on F1799/12</li> <li>• To replace part # ② on F1799/12 (remove 1 bead)</li> </ul>



# 105029 Replacement Crystal Kit for  
Mademoiselle Collection

**F1798/6, F1799/12, F1800/4** Pg. 2

Qty.	Drawing	Part # / Description	Note:
1		<p><b>F1800 - 3</b> 30 mm Drop</p>	<ul style="list-style-type: none"> <li>• To replace part # <b>3</b> on F1800/4</li> </ul>
2		<p><b>F1798 - 3</b> 40 mm Drop</p>	<ul style="list-style-type: none"> <li>• To replace part # <b>3</b> on F1798/6</li> <li>• To replace part # <b>4</b> on F1798/6 (remove 2 beads)</li> <li>• To replace part # <b>3</b> on F1799/12 (remove 2 beads)</li> </ul>

