

OWNERS MANUAL

CENTRAL VACUUM HOSE KIT



GV FLOORCARE

KIT COMPONENTS


30' or 35' HOSE



Will work on Direct Connect or



Power Head



Wand



Tool Bag



Floor Brush



Upholstery Brush



Dusting Brush



Crevice Tool



Tool Caddy



Hose Hanger


INSTRUCTIONS




For a pigtail connect, plug in to electrical outlet for power and then place in vacuum valve.



For a direct connect, plug in hose directly to your electric vacuum valve.



Attach hose handle to wand. To later release hose from wand press down on black release button.



To extend wand to desired height press down on black lever and extend. Release lever when you get the desired height.



Insert wand into power head and fish up power cord up the wand and insert into the hose handle for power.



To switch on hose without power push button backwards to **I** position. For power switch it forward to **II** position.

Direct Connect or Pigtail Connection

This high end central vacuum kit is designed to fit on ALL standard central vacuum system in the US and Canada. It will be shipped with the Pigtail connection. However it can easily be switched to Direct Connect Style. To see a video on how to switch it from Pigtail connection to Direct Connect (takes about 5 minutes) go to:

<http://youtu.be/fORf-lm7qPE>

CUSTOMER SERVICE

Contact your authorized GV dealer you bought the hose from first or send a email to:

Email: service@greatvac.com

GV FLOORCARE