

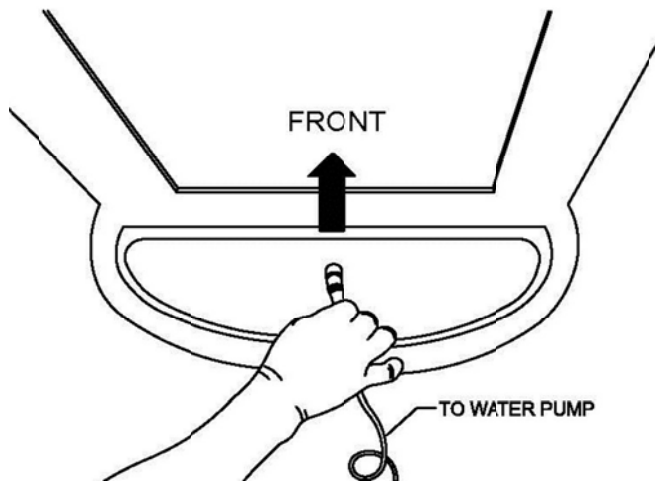
PF6244OS

34 ¼ in H Cast Stone Wall Fountain in Old Stone Pump Assembly Instruction

Warning! Do not plug the pump prior to assembly. Once assembled fill with water before plugging in adaptor.

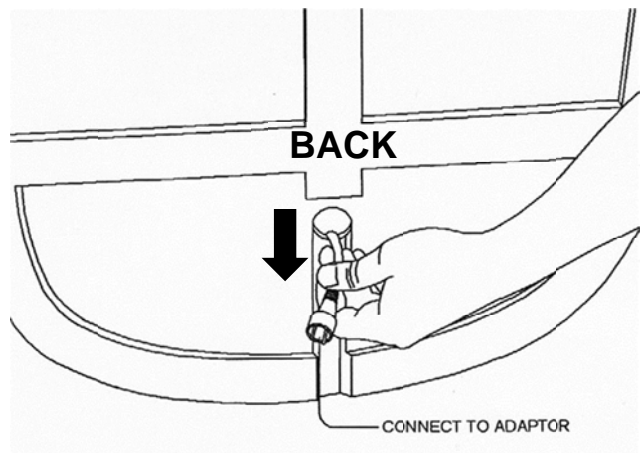
Step 1

Do not fill fountain with water. Insert water pump wire into the hole at the back of the fountain.



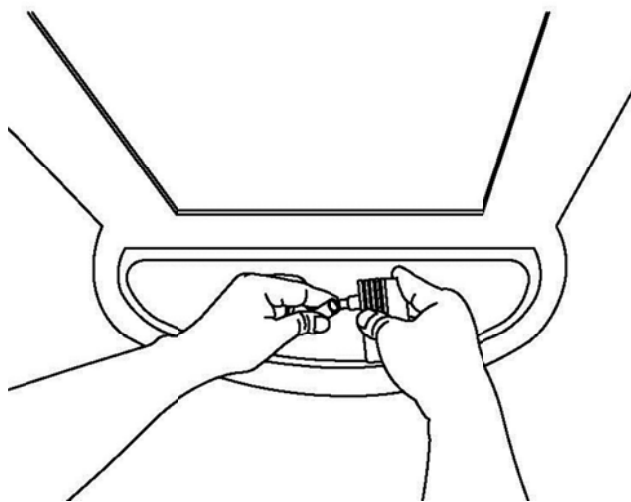
Step 2

Pull out wire from the back and connect to the adaptor wire.



Step 3

Connect hose to the pump.



Step 4

Attach screw 21 3/8" apart on the wall and hang your wall fountain. Fill with water before plugging adaptor into the wall outlet.

