


LED TW Series

4" & 6" Recessed Downlights

replaces 65w/85w



CREE TW SERIES
6" RECESSED
DOWNLIGHT

SHOWS COLORS TRUE AND NATURAL

Cree® TW Series™ LED recessed downlights deliver up to 1100 lumens of beautiful light with a very high Color Rendering Index (CRI) that makes colors look like they really do. See the difference in the food you eat, the clothes you wear and the appearance of your skin.

Available in both 4 inch and 6 inch models, Cree TW Series LED recessed downlights are easy to install, last for over 35,000 hours and use just a fraction of the energy of traditional incandescent or halogen downlights.

Cree TW Series LED downlight	65W Replacements				85W Replacement
	4 inch Recessed Soft White	4 inch Recessed Daylight	6 inch Recessed Soft White	6 inch Recessed Daylight	6 inch Recessed Soft White
Energy Used (Watts)	11.5	10	12.5	12.5	15
Lumens	575	575	625	625	1100
Color Rendering Index	90+	90+	90+	90+	90+
Rated Life (Hours)	35,000	35,000	35,000	35,000	35,000
Color Temperature (K)	2700	5000	2700	5000	2700

What makes them great?

- Fast and easy to install (uses a standard E26 screw-in base)
- High CRI LED light quality to show colors true and natural
- Save money now and save money later. Uses at least 81% less energy than an incandescent*
- 35,000-hour lifetime compared to about 1,000 hours for typical incandescent
- Dimmable with most standard dimmers
- Built to light and last. Covered by 5-year limited warranty
- Instant full brightness
- ENERGY STAR® Qualified
- UL Wet Rated for use in wet locations
- Mercury free

To learn more visit
www.creebulb.com



866.924.3645 www.cree.com

© Cree, Inc. All rights reserved. For informational purposes only. Not a warranty or specification. See cree.com/lightingwarranty for warranty and specifications. The Home Depot® is a registered trademark of Home Depot, Inc. Cree® and the Cree logo are trademarks of Cree, Inc.

* At \$0.11 per kWh when compared to a typical incandescent.

LED TW Series

4" & 6" Recessed Downlights

replaces 65w/85w



**SHOWS COLORS
TRUE AND NATURAL™**
— TW SERIES —



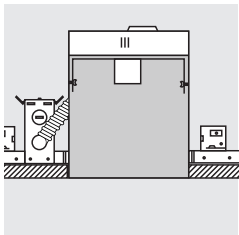
Cree TW Series LED bulb

Typical compact fluorescent (CFL) bulb

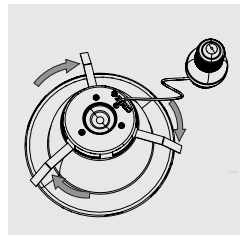
Photos enhanced to display color difference in printing.

The Cree TW Series LED recessed downlight produces beautiful light with a very high Color Rendering Index (CRI). The higher the CRI, the more accurately you'll see the true color of the objects it illuminates. Compared to a lower CRI light source like a CFL, the Cree TW Series will display colors true and natural, the way they were intended.

The Cree TW Series LED recessed downlight installs easily in less than 10 minutes.

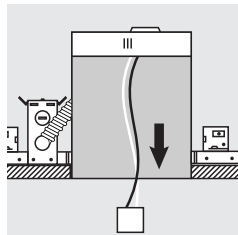


Turn off the power and remove the old bulb and trim kit from the existing recessed can-type fixture.

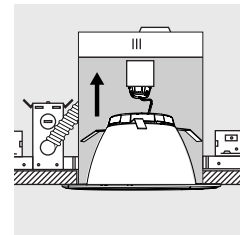


Flip the clips on the Cree TW Series LED recessed downlight.

Fits most standard 4 and 6 inch recessed can-style housings.



Screw the Cree LED downlight into the socket in the recessed housing.



Insert the Cree LED downlight into the recessed housing until it's flush with the ceiling. The clips lock it in place.



That's it. Turn the power back on and enjoy the beautiful, warm light.

www.creebulb.com

866.924.3645 www.cree.com



The Cree TW Series LED recessed downlight is available now at The Home Depot®.