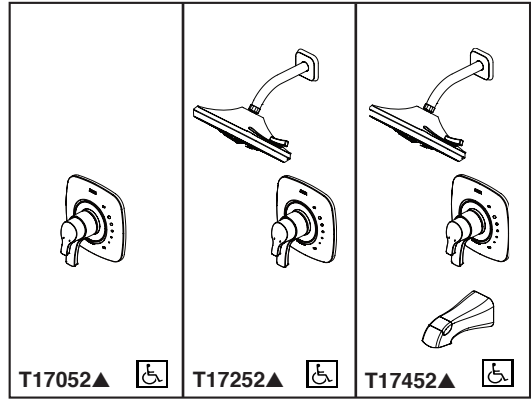


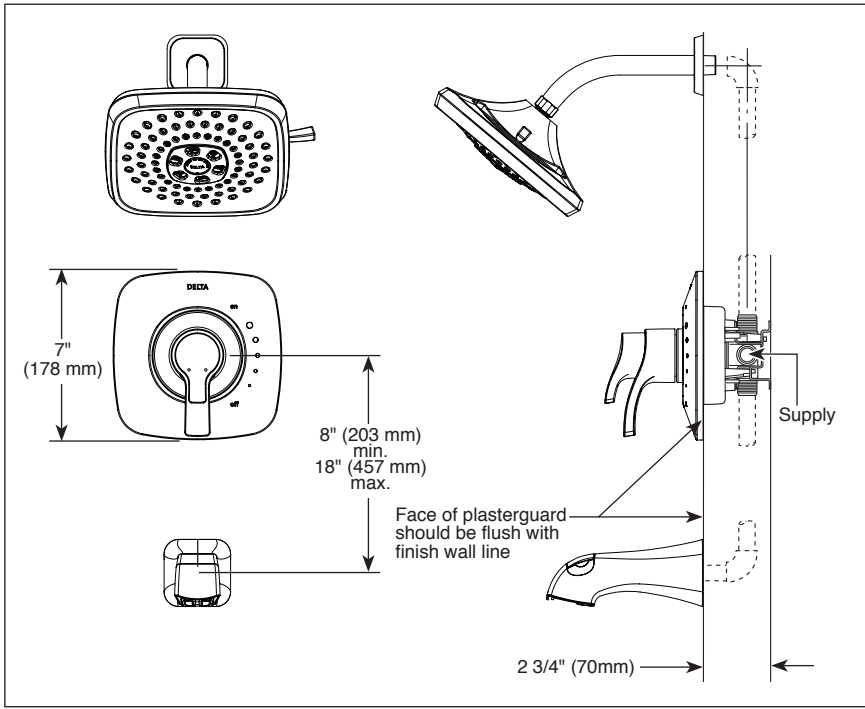


# TUB AND SHOWER FAUCET TRIM



Submitted Model No.: \_\_\_\_\_

Specific Features: \_\_\_\_\_



- Tesla™ Bath Collection
- Valve Only (T17052 Series)
- Shower Only (T17252 Series)
- Tub/Shower (T17452 Series)

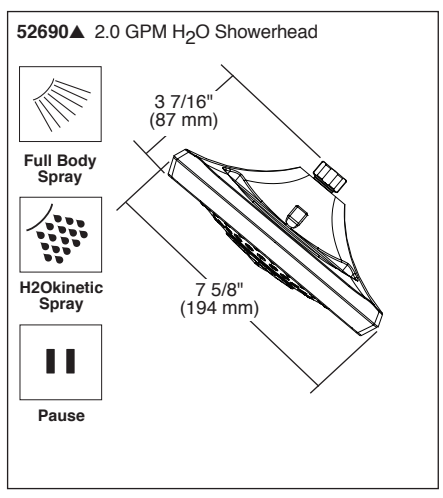
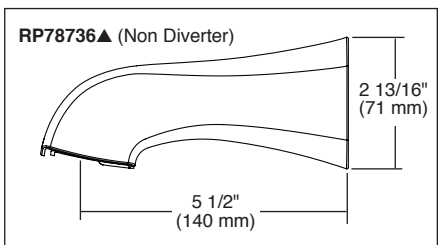
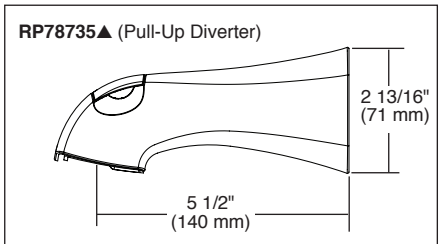
### STANDARD SPECIFICATIONS:

- Monitor® 17 Series pressure balanced bath mixing valve trim.
- Maintains a balanced pressure of hot and cold water even when a valve is turned on or off elsewhere in the system.
- Three-setting H<sub>2</sub>Okinetic® showerhead.
- 2.0 gpm @ 80 PSI (7.6 L/min @ 550 kPa).
- For use with MultiChoice® Universal rough valve body. (R10000 Series)
- Back-to-back installation capability.
- Solid brass forged body.
- Lever volume control handle; temperature adjustment dial.
- Field adjustable to limit handle rotation into hot water zone.
- Maximum dial rotation adjustable between 90° and 180°.
- All parts replaceable from the front of the valve.
- Red/blue pad print temperature indicator on the temperature adjustment dial.

### WARRANTY

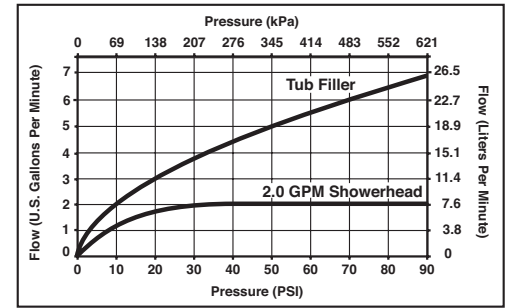
- Lifetime limited warranty on parts (other than electronic parts and batteries) and finishes; or, for commercial users, for 5 years from date of purchase.
- 5 year limited warranty on electronic parts (other than batteries); or, for commercial users, for 1 year from the date of purchase. No warranty is provided on batteries.

### ▲ Designate Proper Finish Suffix



### COMPLIES WITH:

- ASME A112.18.1 / CSA B125.1
- ICC/ANSI A117.1-Valve control only.
- EPA WaterSense®



55 E 111th Street, Indianapolis, Indiana 46280  
 350 South Edgeware Road, St. Thomas, ON N5P 4L1  
 © 2015 Masco Corporation of Indiana

Delta reserves the right (1) to make changes in specifications and materials, and (2) to change or discontinue models, both without notice or obligation. Dimensions are for reference only. See current full-line price book or www.deltafaucet.com for finish options and product availability.  
 DSP-B-T17052 Rev. B