

Transfer Hydro Massage Walk In Bathtub (Wheelchair Accessible)



OLA3052H-L-HB Left Drain



OLA3052H-R-HB Right Drain

Actual Size: 29.5" W x 52" L x 42" H
 Shipping Size: 32" W x 54" L x 50" H
 Shipping Weight: 300lbs.
 Net Weight: 220lbs.
 Water Capacity: 90 gal. US (unoccupied)
 55-75 gal. US (occupied)
 Approx. Drain Time: +/- 2 minutes (unoccupied bathtub)
 at ideal home plumbing conditions
 Approx. Fill Time: +/- 14 minutes (unoccupied bathtub)
 based on in-house water pressure

Options:

- Left or Right Hinged Door

Included Features:

1. Acrylic Tub Shell:
 - High quality acrylic
 - Excellent color uniformity
 - High Gloss White Finish
 - Fiberglass Reinforced
2. Low threshold step in 7"
3. Stainless Steel Frame with Adjustable Leveling Legs
4. Seat: 22" W x 17" H x 19" L
5. One (1) front and one (1) end removable access panels
6. Wall and deck mounted stainless steel safety grab bar in plated chrome finish
7. L-shaped door for wheelchair accessible
8. Hydro Massage System: (5AMP 6000W)
 - Six (6) adjustable and seven (7) fixed hydro jets
 - Hydro massage air low intensity control
 - In-line water heater (5.5AMP 650W)
 - On/Off push control
9. Five-Piece Fast Fill Huntington Brass Roman faucet set (chrome finish)
 - 18 GPM (Average) @ 60 PSI
 - Pull out, hand held, chrome plated shower with 5 ft. retractable stainless steel braided hose

Plumbing:

- Two (2) x 5' long stainless steel braided water supply lines with 3/4" IPS connectors
- Two (2) x 2" floor drains
- Two (2) PVC 2" drain elbows

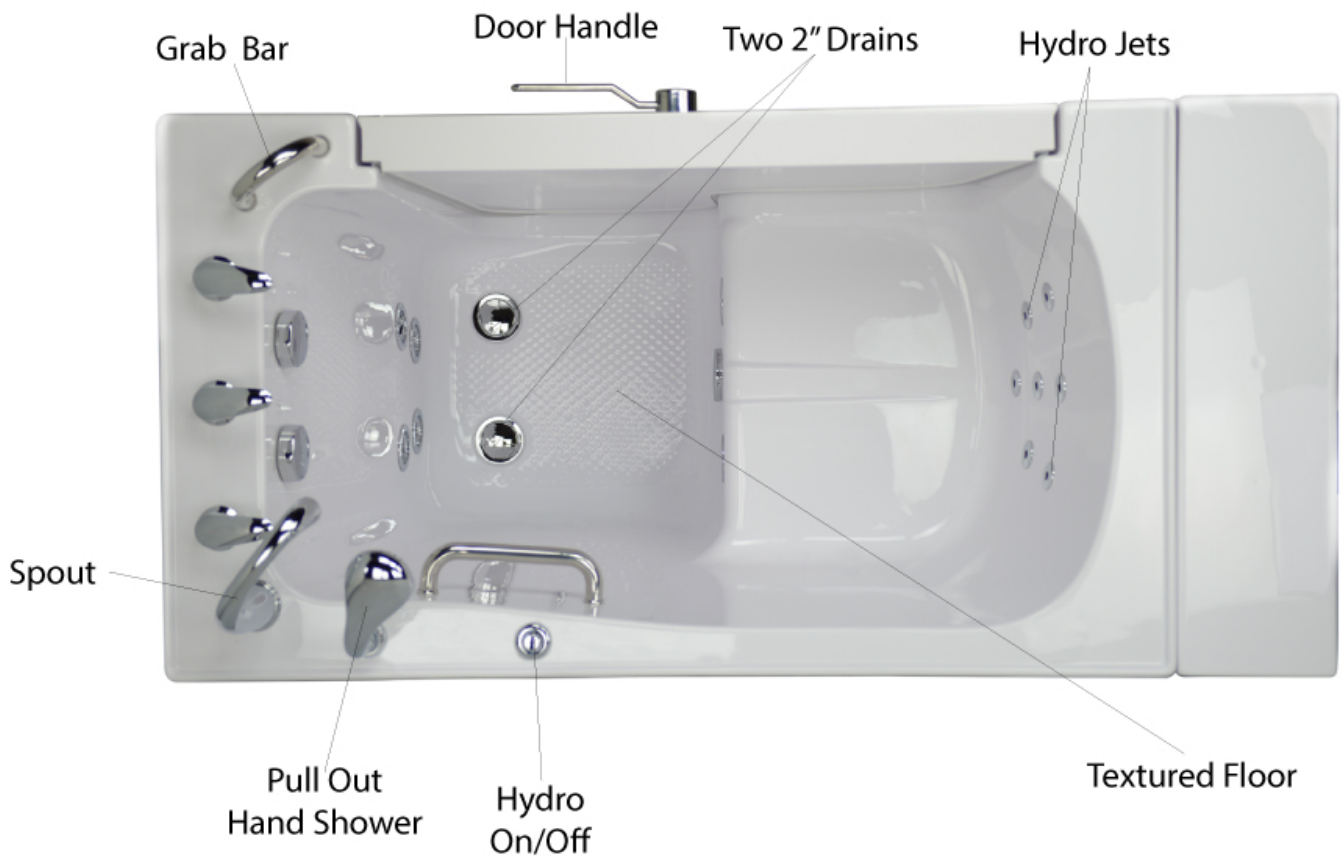
Electrical:

Electrical requirement is one dedicated 120 V electrical line with a 20AMP GFCI standard three prong outlet

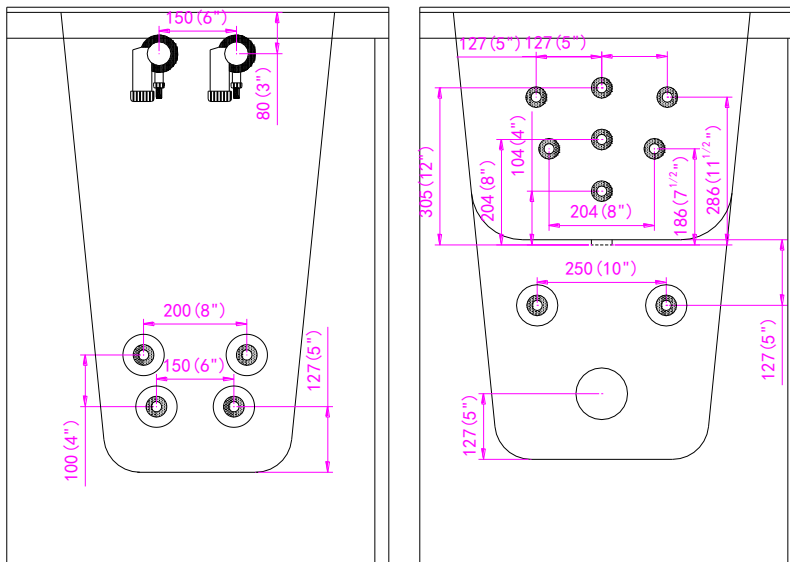
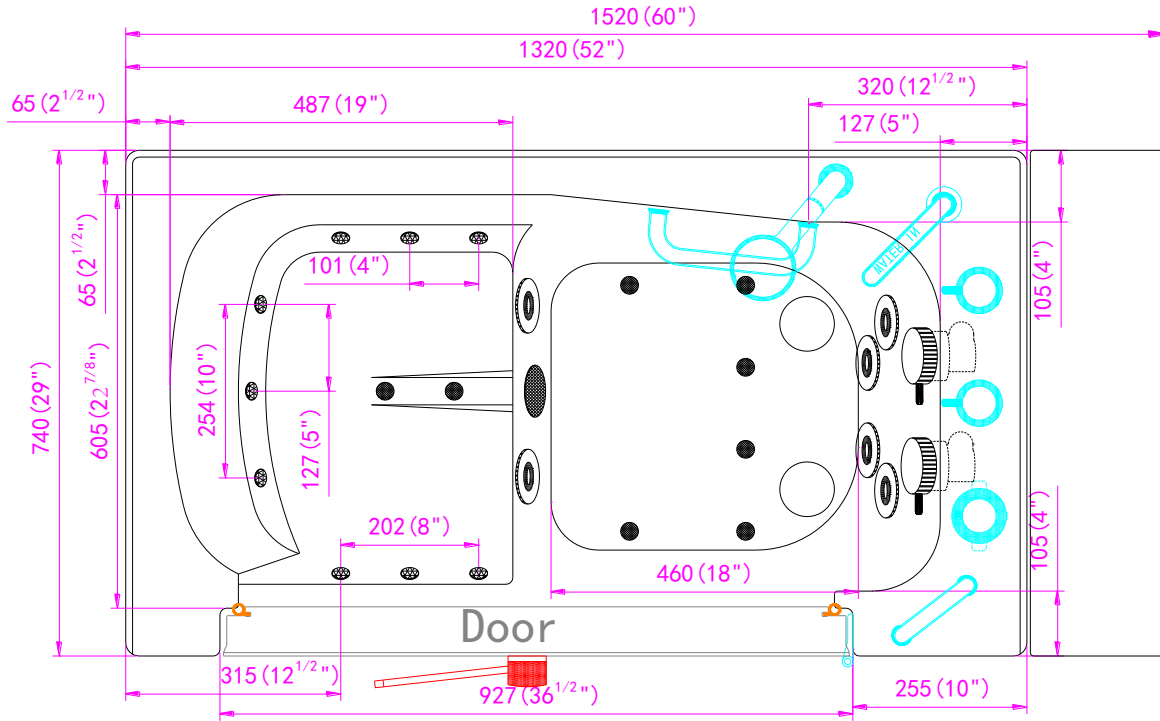
Warranty:

- Lifetime limited warranty on acrylic walk in tub shell, frame, and door.
- 5 Year parts warranty*

Transfer Hydro Massage Walk In Bathtub (Wheelchair Accessible)

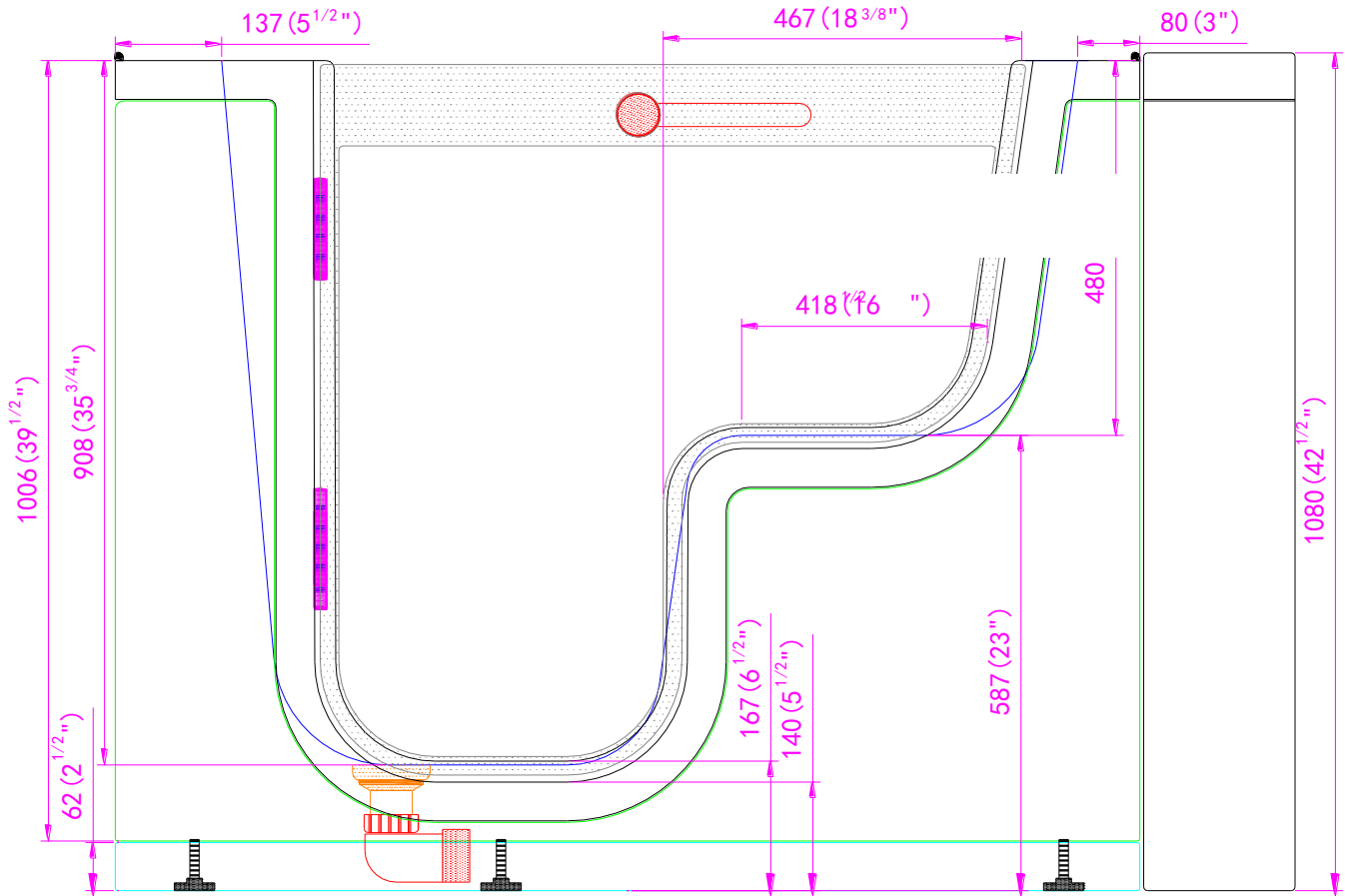


Transfer Hydro Massage Walk In Bathtub (Wheelchair Accessible)



Disclaimer:
In an effort to continually improve our product, specifications and configurations are subject to change without notice. Before ordering or installing, consider future access to essential equipment.

Transfer Hydro Massage Walk In Bathtub (Wheelchair Accessible)



Disclaimer:

In an effort to continually improve our product, specifications and configurations are subject to change without notice. Before ordering or installing, consider future access to essential equipment.