



Westbrook Stone Eclipse shown in hexagon pattern

INSTALLATION IDEAS

6 in. x 6 in. or 4 in. x 4 in.

Square tile is a simple way to give your walls a clean, contemporary look. With fewer materials and grout lines, it's easy to plan and install. Design it your way or try one of our proven patterns.



Tile Calculator

_____ ft. room length

x _____ ft. room width

_____ total room area


x 1.15*

_____ sq. ft. of tile

*Accounts for overages and waste when installing tile.


**Piece coverage is for approximately 16 sq. ft.

†Piece coverage is for approximately 10.5 sq. ft.




Grid

Size	Pieces	Sq. Ft.
6 in. x 6 in.	64**	16**
4 in. x 4 in.	64†	10.5†




Brickwork 1/2 Offset

Size	Pieces	Sq. Ft.
6 in. x 6 in.	76**	16**
4 in. x 4 in.	76†	10.5†



Diamond

Size	Pieces	Sq. Ft.
6 in. x 6 in.	84**	16**
4 in. x 4 in.	84†	10.5†



Hexagon

Size	Pieces	Sq. Ft.
6 in. x 6 in.	79**	16**
4 in. x 4 in.	79†	10.5†