



Due to continuous improvements to our products, product may vary slightly from depiction.

**Specification**

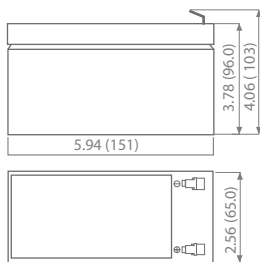
<b>Nominal Voltage</b>	12 volts		
<b>Nominal Capacity</b>	77° F (25° C)		
20-hr. (0.45A)	9.00 Ah		
10-hr. (0.83A)	8.30 Ah		
5-hr. (1.54A)	7.69 Ah		
1-hr. (5.40A)	5.40 Ah		
<b>Approximate Weight</b>	5.17 lbs (2.35 kgs)		
<b>Internal Resistance (approx.)</b>	19mΩ		
<b>Shelf Life (% of normal capacity at 68° F (20° C))</b>			
3 Months	6 Months	12 Months	
91%	83%	64%	
<b>Temperature Dependency of Capacity (20 hour rate)</b>			
104° F (40°C)	77° F (25°C)	32° F (0°C)	5° F (-15°C)
102%	100%	85%	65%
<b>AGM Operational Temperature</b>			
Charge	32°F to 104°F (0°C to 40°C)		
Discharge	5°F to 113°F (-15°C to 45°C)		
<b>AGM Storage Temperature</b>	5°F to 104°F (-15°C to 40°C)		

**Charge Method (Constant Voltage)**

**Cycle Use (Repeating Use)**

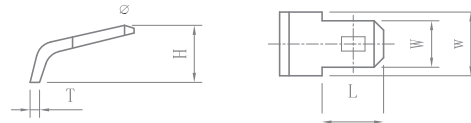
Initial Current	2.7 A or smaller
Control Voltage	14.6 - 14.8 V
<b>Float Use</b>	
Control Voltage	13.6 - 13.8 V

**Physical Dimensions: in (mm)**



**L:** 5.94 in (151 mm)  
**W:** 2.56 in (65.0 mm)  
**H:** 3.78 in (96.0 mm)  
**TH:** 4.06 in (103 mm)  
 Tolerances are +/- 0.04 in. (+/- 1mm) and +/- 0.08 in. (+/- 2mm) for height dimensions. All data subject to change without notice.

**Terminals**



Dimension Type	L	W	w	H	T
F1	6.50 mm 0.26 in	4.75 mm 0.19 in	6.00 mm 0.24 in	5.00 mm 0.20 in	0.80 mm 0.03 in

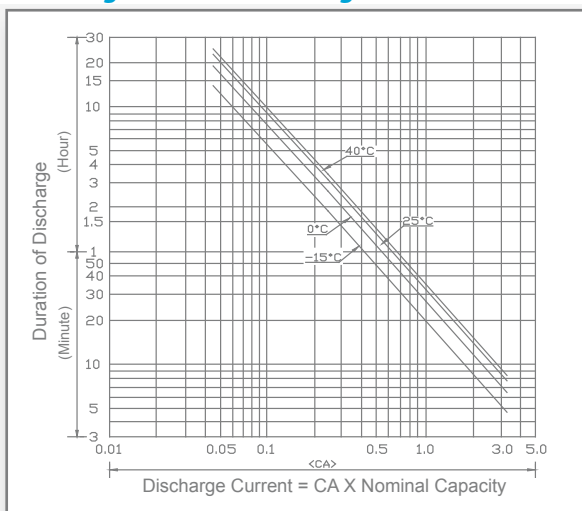
**Constant Current Discharge Characteristics Unit:A (25°C, 77°F)**

F.V/Time	5MIN	10MIN	15MIN	30MIN	1HR	3HR	5HR	10HR	20HR
9.60V	33.7	21.1	16.7	9.8	5.8	2.3	1.6	0.8	—
10.20V	31.6	19.8	16.0	9.4	5.6	2.3	1.5	0.8	—
10.50V	29.7	18.6	15.1	8.9	5.3	2.2	1.5	0.8	0.45

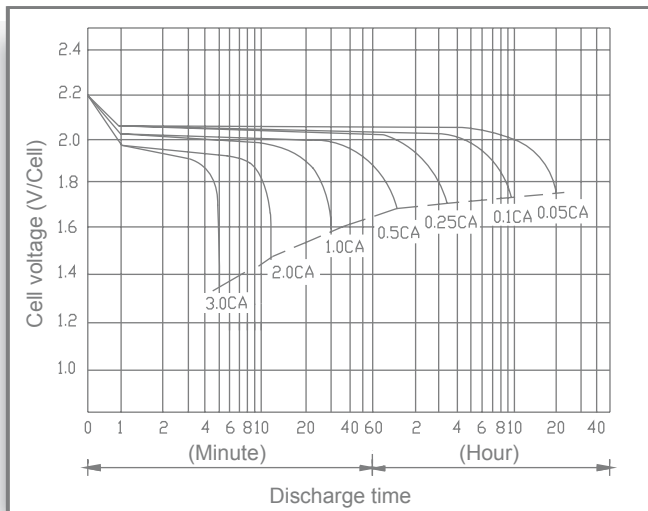
**Constant Power Discharge Characteristics Unit:W (25°C, 77°F)**

F.V/Time	5MIN	10MIN	15MIN	30MIN	1HR	3HR	5HR	10HR	20HR
9.60V	369	237	189	109	66.5	27.1	18.5	10.1	—
10.20V	351	225	182	106	63.8	26.7	18.3	10.0	—
10.50V	331	212	174	102	61.0	26.2	17.9	9.6	5.4

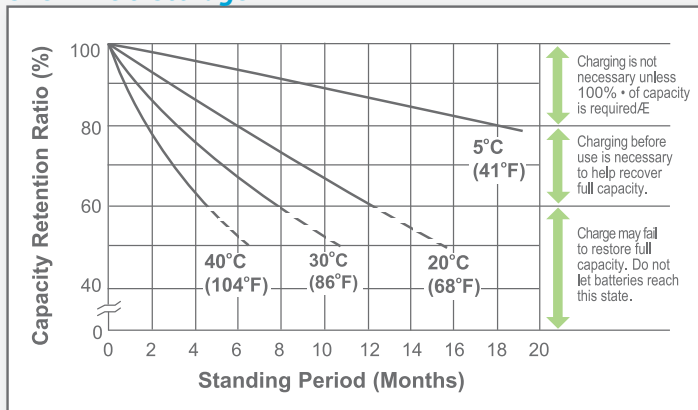
### Discharge Time vs. Discharge Current



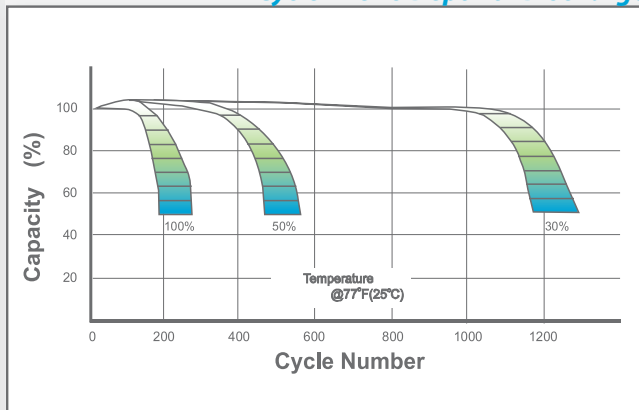
### Discharge Characteristics



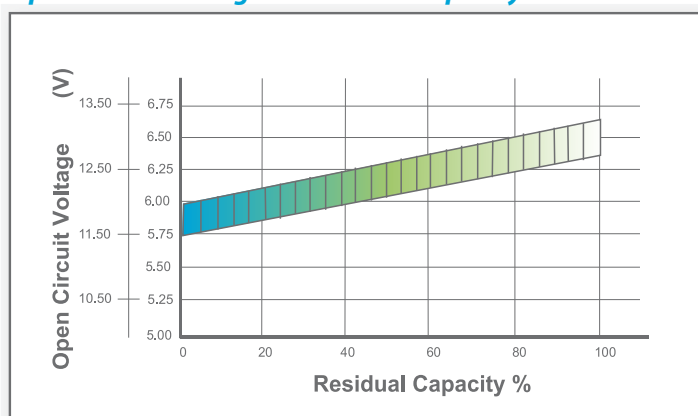
### Shelf Life & Storage



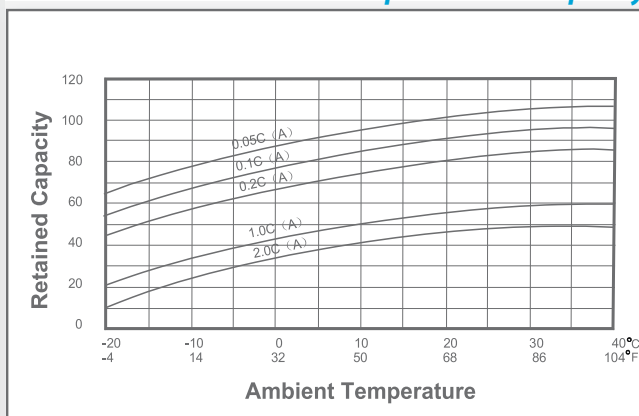
### Cycle Life vs Depth of Discharge



### Open Circuit Voltage vs Residual Capacity



### Effect of Temperature on Capacity



### Charge Current & Final Discharge Voltage

Application	Charge Voltage(V/Cell)			Max.Charge Current	Final Discharge Voltage V/Cell	1.75	1.70	1.60	1.30
	Temperature	Set Point	Allowable Range						
Cycle Use	25°C(77°F)	2.45	2.40~2.47	0.30C	1.75	1.70	1.60	1.30	0.2C>(A)
Standby	25°C(77°F)	2.28	2.27~2.30						
									0.5C<(A)<1.0C
									(A)>1.0C



Let UPG Power Your Life.

www.upgi.com