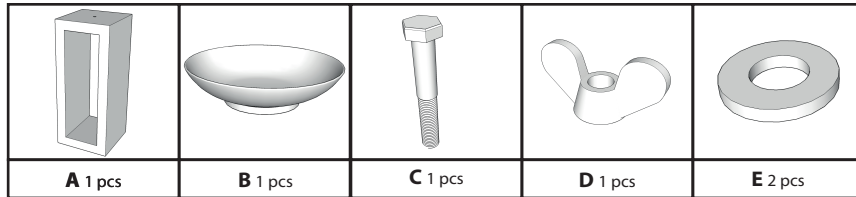


Assembly

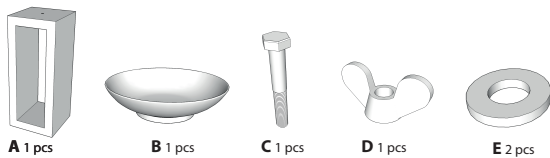
PLEASE READ THESE INSTRUCTIONS CAREFULLY BEFORE ASSEMBLY

Thank you for purchasing our product! We hope you enjoy many years of safe and useful ownership. Please see below for instructions on assembly of your new **Midas Fire Pedestal**.



Step One:

- Carefully remove all package materials from the parts in your package.

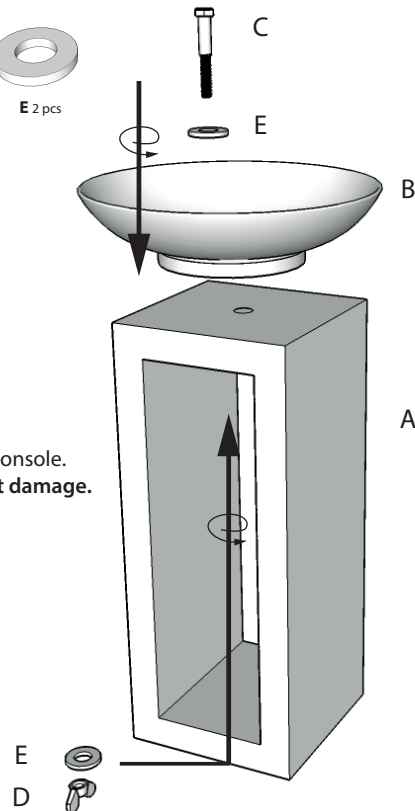


Step Two:

- Carefully lower and set Part B on the top of Part A, aligning the screw holes.

Step Three:

- Lower Part C, through Part E, into the fire bowl (Part B) and into the hole in the Pedestal stand (Part A). Use Part E and Part D to securely fasten the bowl to the Console.
***Do not over-tighten Part D as this may lead to product damage.**



Use and Safety

It is highly recommended that you read and follow these instructions and recommendations for using your Fire product safely and securely. Improper use or assembly of this product can lead to damage of property as well injury or death. Please use extreme caution and take all safety precautions when using this product.

Safety Before Use:

Make sure this product is not damaged prior to use.

This product is made from lightweight materials, placing a base of wood under the pedestal and in the fire bowl is highly recommended during use to ensure the product is weighed down. Be very careful when making contact with this product when it is going to be used. With a fire going it will be hot enough to burn you, and the lightweight material can be moved easily by negligent contact or impact. This sort of contact with the product can lead to property damage and personal injury or death.

Place this Fire product in an open and secure area outdoors with unencumbered ventilation and without proximity to other items that can burn or catch fire while near or in contact with an open flame. This product should be placed over a heat resistant surface only.

The bottom of the fire bowl should be filled with at least a 1.5 inch bed of sand. **Sand is not included** and must be purchased or acquired separately. Do not use normal dirt as this can damage your product and stifle your fire. Sand creates a stable base for fire logs to rest on and for cleaning up ash and coals once your fire is safely out and cooled to ambient temperatures. Sand can also be used to extinguish an active fire.

This fire bowl is a wood burning product, do not use other fuel sources as they can burn at higher temperatures and lead to damage of the product, as well as damage to your property, or personal injury and death.

Do not use chemical fire lighting aids or highly flammable lighting fluids as these can create unsafe conditions to light a fire, and can lead to personal injury.