

Catalog Number
Notes
Type

FEATURES & SPECIFICATIONS

INTENDED USE — The 4" Wafer-Thin LED square recessed downlight with remote driver box combines high quality light output and efficiency while eliminating the pot light housing for competitive affordability. This innovative wafer-slim Type IC design allows easy installation for new construction or remodel from below the ceiling without the requirement of a pot light housing. The LED module maintains at least 70% light output for 36,000 hours. These LED Wafer downlights are intended for closets, attics, hallways, bathrooms, kitchens, basements, soffits, entry ways, porches, garages, stairwells, corridors, nursing/retirement homes, condos, elevators, apartments, and any other small areas.

CONSTRUCTION — IC rated driver and fixture - approved for direct contact with insulation. Aluminum die cast outer frame. Durable, powder coat paint to prevent rust. Square fixture with integral edge-lit LED's. Plenum rated cable connector to connect from module to remote driver box. Isolated driver integrated inside steel remote box with four 7/8" knockouts with slots for pryout. Not suitable for pulling wires.

PATENT PENDING.

INSTALLATION — Ideal for shallow ceiling plenum; no housing required. Steel spring clip for easy installation. 4" cut out template is provided to ensure a correct sized hole is cut into ceiling for proper installation of the trim. Size of hole should not exceed 4 1/4 inches for this product. Suitable for installation in t-grid and drop ceiling applications.

OPTICS — Wafer-Thin downlight edge-lit LED technology uses light guided plate to distribute light. Polycarbonate lens provides even illumination throughout the space. Utilized 2700K, 3000K and 4000K color temperature LEDs.

ELECTRICAL — Connect directly to 120V power supply via provided UL recognized driver. High efficient driver with power factor > 0.9. Ambient operating temperature: -40°F (-40°C) to +104°F (+40°C). Dimming down to 10% (See page 4 for recommended dimmers). Standard input wattage is 10.3W, 60 lumens per watt.

LISTINGS — CSA certified to US and Canadian safety standards. ENERGY STAR® certified. Wet location. Air Tight certified in accordance with ASTM E283-2004.

WARRANTY — 5-year limited warranty. Complete warranty terms located at:

www.acuitybrands.com/CustomerResources/Terms_and_conditions.aspx


Note: Actual performance may differ as a result of end-user environment and application.

All values are design or typical values, measured under laboratory conditions at 25 °C.

Specifications subject to change without notice.

Wafer LED Recessed Downlight WF4 4" LED Module

IC/Non-IC
New Construction/Remodel



Matte black



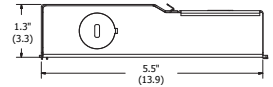
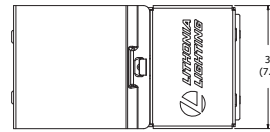
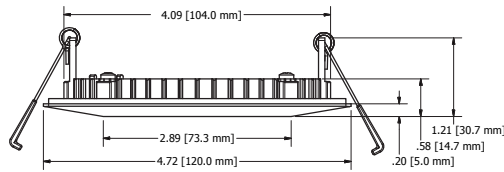
Brushed nickel



Oil-rubbed bronze

Specifications

Aperture:	2.8 (7.3)
Ceiling opening:	4.1 (10.4)
Overlap trim:	4.7 (12.0)
Height:	1.2 (3.0)



All dimensions are in inches (centimeters) unless otherwise indicated.

ORDERING INFORMATION

For shortest lead times, configure product using **standard options (shown in bold)**.

Example: WF4 SQ B LED 30K MW

Series	LED Lamp	LED		CCT/CRI/W/Lumens ¹	Finish	
		Lamp	LED		Finish	Finish
WF4 SQ B 4" wafer-thin square LED downlight, baffle trim	LED LED	LED	LED	27K 2700K/80CRI/10.4W/610L	MW Matte White	
				30K 3000K/80CRI/10.3W/620L	MB Matte Black	
				40K 4000K/80CRI/10.28W/650L	BN Brushed Nickel	ORB Oil-Rubbed Bronze
WF4 SQ S 4" wafer-thin square LED downlight, smooth trim	LED LED	LED	LED	27K 2700K/80CRI/10.7W/610L	MW Matte White	
				30K 3000K/80CRI/10.3W/620L	MB Matte Black	
				40K 4000K/80CRI/10.4W/650L	BN Brushed Nickel	ORB Oil-Rubbed Bronze

Accessories: Order as separate catalog number.

WF4 PAN R12	4" new construction pan, retail pack of 12
WFJB R4	Remodel joist bar, retail pack of 4
WFEXC6 U	6' FT4 cable
WFEXC10 U	10' FT4 cable
WFEXC20 U	20' FT4 cable



WF4 Pan



Joist



Extension Cable

Notes

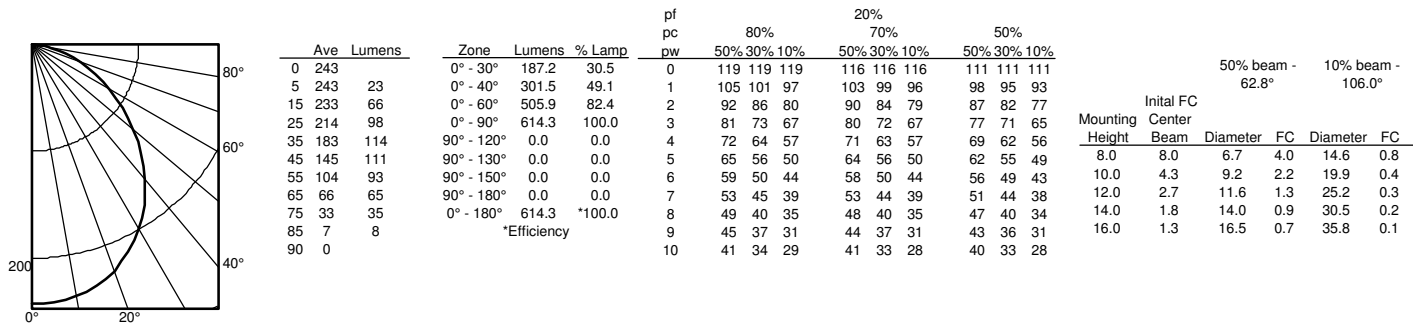
1 Total system delivered lumens.

WF4 SQ 4" LED Wafer Module

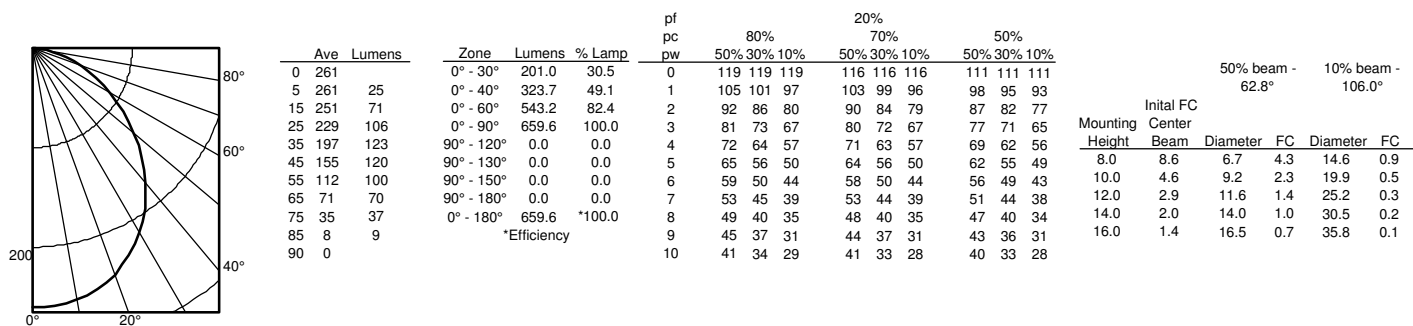
PHOTOMETRICS

Distribution Curve Distribution Data Output Data Coefficient of Utilization Illuminance Data at 30" Above Floor for a Single Luminaire

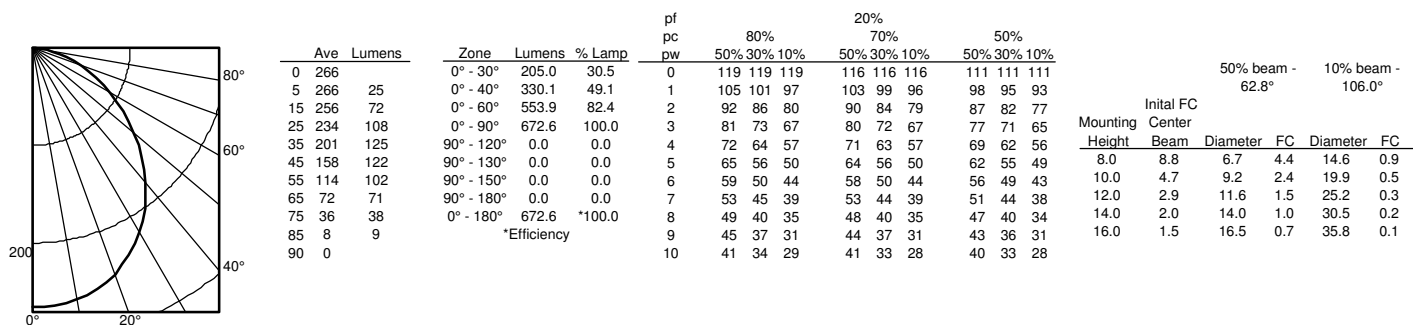
WF4 SQ S LED 27K, 2700K LEDs, input watts: 10.66, delivered lumens: 614, LM/W=57.9, test no. ISF 33169P4



WF4 SQ S LED 30K, 3000K LEDs, input watts: 10.23, delivered lumens: 659, LM/W=64.4, test no. ISF 33169P5



WF4 SQ S LED 40K, 4000K LEDs, input watts: 10.4, delivered lumens: 672, LM/W=64.6, test no. ISF 33169P6

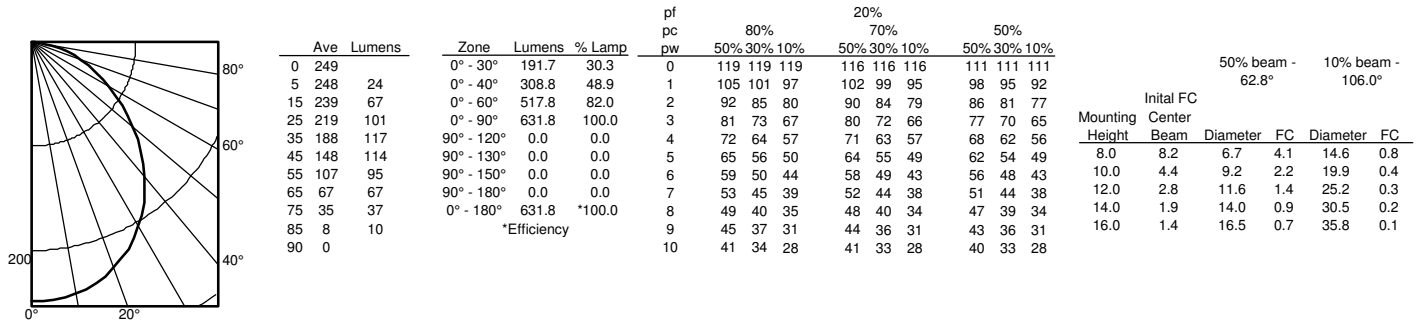


WF4 SQ 4" LED Wafer Module

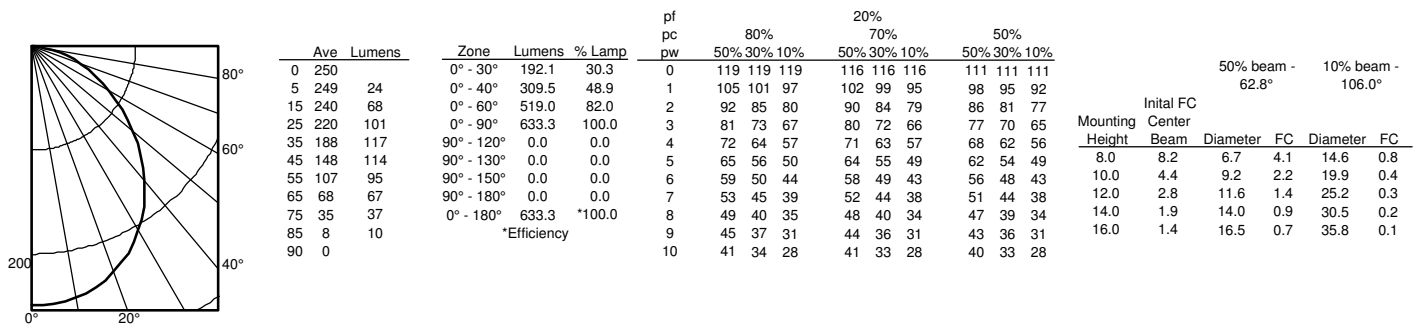
PHOTOMETRICS

Distribution Curve	Distribution Data	Output Data	Coefficient of Utilization	Illuminance Data at 30" Above Floor for a Single Luminaire
--------------------	-------------------	-------------	----------------------------	--

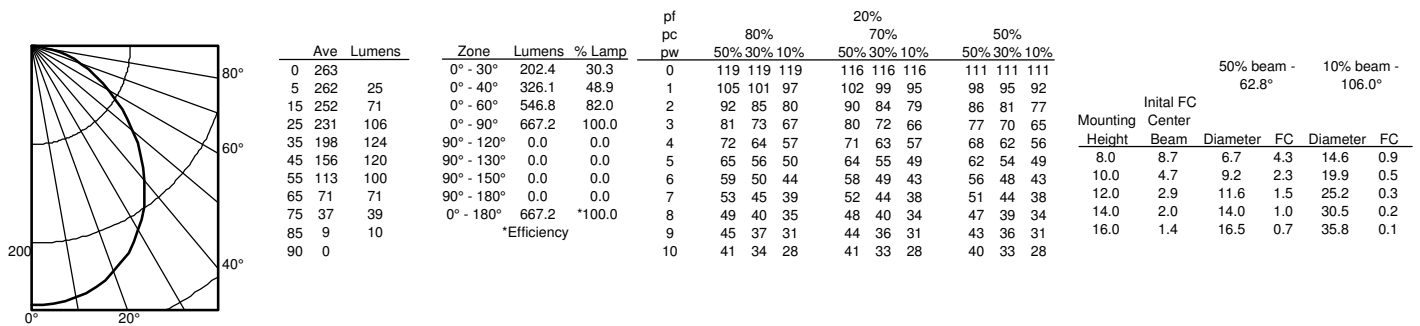
WF4 SQ B LED 27K, 2700K LEDs, input watts: 10.38, delivered lumens: 631, LM/W=60.7, test no. ISF 33186P4



WF4 SQ B LED 30K, 3000K LEDs, input watts: 10.36, delivered lumens: 633, LM/W=61.1, test no. ISF 33186P5



WF4 SQ B LED 40K, 4000K LEDs, input watts: 10.28, delivered lumens: 667, LM/W=64.88, test no. ISF 33186P6



ENERGY DATA & DIMMER COMPATIBILITY

4" SMOOTH ENERGY DATA			
Color Temperature	2700K	3000K	4000K
Lumens	614	659	672
CRI	>80		
Lumens/Watt	57.9	64.4	64.6
Min. starting temperature	-40°C (-40°F)		
EMI/RFI	FCC Title 47 CFR, Part 15, Class B		
Sound Rating	A Standards		
Input voltage	120V		
Min. power factor	0.99		
Input frequency	50/60HZ		
Rated wattage	10.66	10.23	10.4
Input power	10.66	10.23	10.4
Input current	.08A		

4" BAFFLE ENERGY DATA			
Color Temperature	2700K	3000K	4000K
Lumens	631	633	667
CRI	>80		
Lumens/Watt	60.7	61.1	64.88
Min. starting temperature	-40°C (-40°F)		
EMI/RFI	FCC Title 47 CFR, Part 15, Class B		
Sound Rating	A Standards		
Input voltage	120V		
Min. power factor	0.99		
Input frequency	50/60HZ		
Rated wattage	10.38	10.36	10.28
Input power	10.38	10.36	10.28
Input current	.08A		

COMPATIBLE DIMMERS				
Insteon	Leviton	Lutron	Sensorswitch	Synergy/Leviton
2477D	6633-PA	CTCL-153P-WH	nSP5 PCD 2W	ISD 600 I 120/IPI06
	IPL06-LED/INC mode	DV-603P-LA	nSP5 PCD ELV 120	ISD 400 ELV 120/IPE04
	6615-P	CT-603PR-WH		
		DVELV-300P		
		NTELV-300P		
		NLV600		
		300P-SELV		
		DV-600P		
		AYCL-153P-WH		
		CTCL-153P-WH		

WF4 SQ 4" LED Wafer Module

LIGHTING FACTS

Lithonia Lighting

LED lighting facts
A Program of the U.S. DOE

Light Output (Lumens)	610
Watts	10.7
Lumens per Watt (Efficacy)	57.01

Color Accuracy Color Rendering Index (CRI)	80
---	----

Light Color
Correlated Color Temperature (CCT) **2700 (Warm White)**

2700K 3000K 4500K 6500K

Warm White | Bright White | Daylight

All results are according to IESNA LM-79-2008: *Approved Method for the Electrical and Photometric Testing of Solid-State Lighting*. The U.S. Department of Energy (DOE) verifies product test data and results.

Visit www.lightingfacts.com for the *Label Reference Guide*.

Registration Number: NJSM-OFACWX (1/12/2017)
Model Number: WF4 SQ S LED 27K
Type: Luminaire - Downlight

Lithonia Lighting

LED lighting facts
A Program of the U.S. DOE

Light Output (Lumens)	620
Watts	10.3
Lumens per Watt (Efficacy)	60.19

Color Accuracy Color Rendering Index (CRI)	80
---	----

Light Color
Correlated Color Temperature (CCT) **3000 (Bright White)**

2700K 3000K 4500K 6500K

Warm White | Bright White | Daylight

All results are according to IESNA LM-79-2008: *Approved Method for the Electrical and Photometric Testing of Solid-State Lighting*. The U.S. Department of Energy (DOE) verifies product test data and results.

Visit www.lightingfacts.com for the *Label Reference Guide*.

Registration Number: NJSM-AW7JYX (1/12/2017)
Model Number: WF4 SQ S LED 30K
Type: Luminaire - Downlight

Lithonia Lighting

LED lighting facts
A Program of the U.S. DOE

Light Output (Lumens)	650
Watts	10.4
Lumens per Watt (Efficacy)	62.5

Color Accuracy Color Rendering Index (CRI)	80
---	----

Light Color
Correlated Color Temperature (CCT) **4000 (Bright White)**

2700K 3000K 4500K 6500K

Warm White | Bright White | Daylight

All results are according to IESNA LM-79-2008: *Approved Method for the Electrical and Photometric Testing of Solid-State Lighting*. The U.S. Department of Energy (DOE) verifies product test data and results.

Visit www.lightingfacts.com for the *Label Reference Guide*.

Registration Number: NJSM-J3QLVC (1/12/2017)
Model Number: WF4 SQ S LED 40K
Type: Luminaire - Downlight

Lithonia Lighting

LED lighting facts
A Program of the U.S. DOE

Light Output (Lumens)	610
Watts	10.4
Lumens per Watt (Efficacy)	58.65

Color Accuracy Color Rendering Index (CRI)	80
---	----

Light Color
Correlated Color Temperature (CCT) **2700 (Warm White)**

2700K 3000K 4500K 6500K

Warm White | Bright White | Daylight

All results are according to IESNA LM-79-2008: *Approved Method for the Electrical and Photometric Testing of Solid-State Lighting*. The U.S. Department of Energy (DOE) verifies product test data and results.

Visit www.lightingfacts.com for the *Label Reference Guide*.

Registration Number: NJSM-URDXLX (1/12/2017)
Model Number: WF4 SQ B LED 27K
Type: Luminaire - Downlight

Lithonia Lighting

LED lighting facts
A Program of the U.S. DOE

Light Output (Lumens)	620
Watts	10.36
Lumens per Watt (Efficacy)	59.85

Color Accuracy Color Rendering Index (CRI)	80
---	----

Light Color
Correlated Color Temperature (CCT) **3000 (Bright White)**

2700K 3000K 4500K 6500K

Warm White | Bright White | Daylight

All results are according to IESNA LM-79-2008: *Approved Method for the Electrical and Photometric Testing of Solid-State Lighting*. The U.S. Department of Energy (DOE) verifies product test data and results.

Visit www.lightingfacts.com for the *Label Reference Guide*.

Registration Number: NJSM-LPJH7 (1/12/2017)
Model Number: WF4 SQ B LED 30K
Type: Luminaire - Downlight

Lithonia Lighting

LED lighting facts
A Program of the U.S. DOE

Light Output (Lumens)	650
Watts	10.28
Lumens per Watt (Efficacy)	63.23

Color Accuracy Color Rendering Index (CRI)	80
---	----

Light Color
Correlated Color Temperature (CCT) **4000 (Bright White)**

2700K 3000K 4500K 6500K

Warm White | Bright White | Daylight

All results are according to IESNA LM-79-2008: *Approved Method for the Electrical and Photometric Testing of Solid-State Lighting*. The U.S. Department of Energy (DOE) verifies product test data and results.

Visit www.lightingfacts.com for the *Label Reference Guide*.

Registration Number: NJSM-GAL411 (1/12/2017)
Model Number: WF4 SQ B LED 40K
Type: Luminaire - Downlight