



GAZEBO PENGUIN INC.

**4660 Hickmore, St-Laurent
Quebec, Canada H4T 1K2**

1-800-737-7174 / 514-276-3485

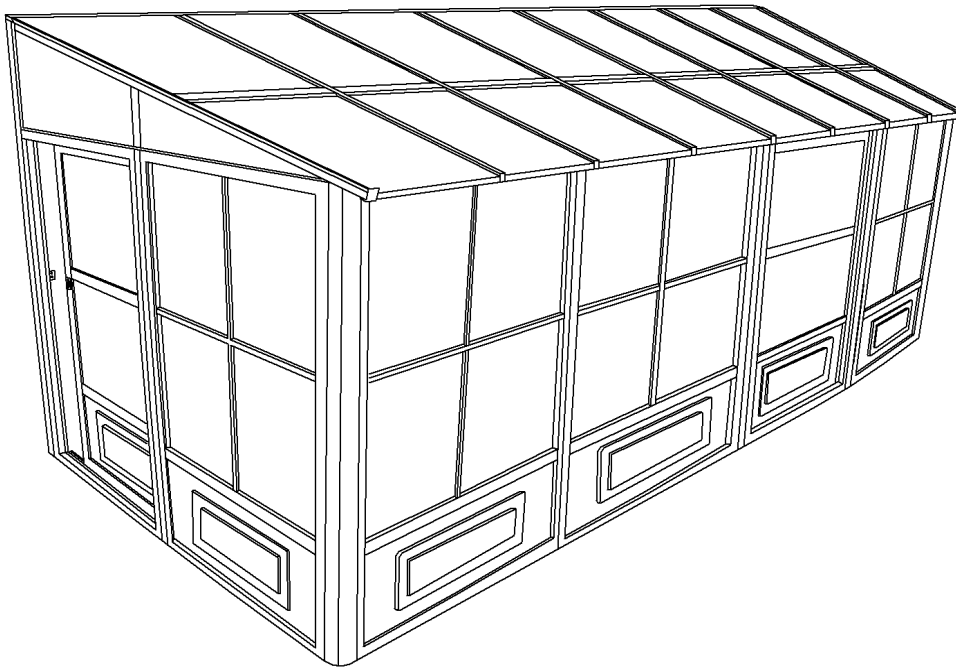
Fax : 1-514-276-4147

customerservice@gazebopenguin.com

W1608-12 (Sand)

8 X 16 SOLARIUM

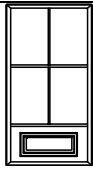
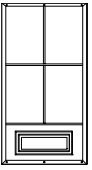
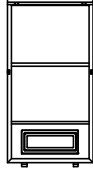
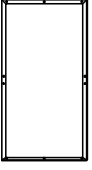

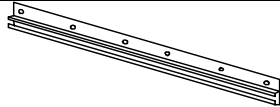
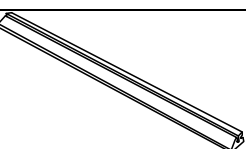

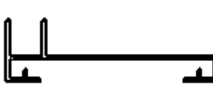
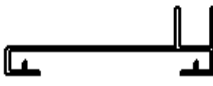

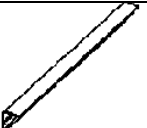


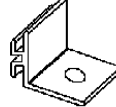

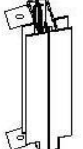

Parts List










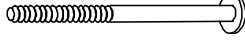

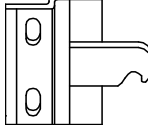
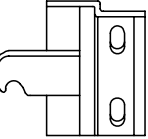
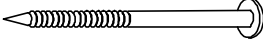






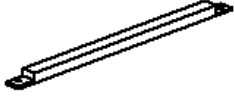

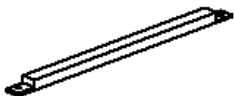





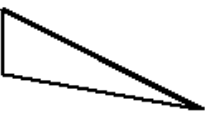

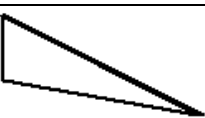







**Requires 96" clearance at the wall
Base Dimensions 190"x 94 1/2", Largest Dimensions 190"x98 1/2"**

For Replacement parts, you may refer to the below parts list and the available replacement parts according to your need.












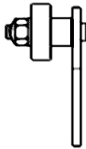

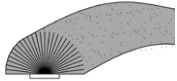

W1608-12 SAND PARTS LIST

DESCRIPTION	PACKED IN BOX	QTY	DRAWING	DESCRIPTION	PACKED IN BOX	QTY	DRAWING
10-496-12 REGULAR FRAME A-3	3	4		10-497-12 FRAME NEXT TO DOOR B-3 (with extra holes)	2	2	
10-498-12 SLIDING DOOR C-3	2	2		10-499-12 SLIDING DOOR FRAME D-3	2	2	
11-544-12 CONNECTING PIECE E-3	4	10		11-545-12 TOP DOOR RAIL F-3	4	2	
11-546-12 BOTTOM DOOR RAIL G-3	4	2		08-138-12 PLASTIC STOPPER H-3	5	4	
10-500-12 LEFT SIDE RECEIVER I-3	4	1		10-501-12 RIGHT SIDE RECEIVER J-3	4	1	
10-502-12 CORNER CONNECTOR K-3	4	2		10-532-12 TRACK ML-3	4	1	
10-533-12 TRACK MR-3	4	1		10-505-12 TRACK JOINT N-3	5	1	
10-506-12 RAFTER BRACKET O-3	5	6		10-507-12 LEFT GABLE JOINT P-3	5	1	
10-508-12 RIGHT GABLE JOINT Q-3	5	1		10-509-12 ROOF RAFTER CAP R-3	5	9	

DESCRIPTION	PACKED IN BOX	QTY	DRAWING	DESCRIPTION	PACKED IN BOX	QTY	DRAWING
10-510-12 LEFT SIDE RAFTER S-3	4	1		10-511-12 RIGHT SIDE RAFTER T-3	4	1	
10-512-12 REGULAR RAFTER U-3	4	7		10-513-12 MIDDLE ROOF JOINT V-3	5	2	
10-514-12 MIDDLE ROOF JOINT W-3	5	6		10-515-12 EDGING X-3	5	2	
10-516-12 EDGING Y-3	5	6		08-156-12 SCREW Z-3	5	14	 (M4*16mm)
08-158-12 BOLT Bb-3	5	32	 (M6*16mm)	08-161-12 BOLT Cc-3	5	12	 (M6*70mm)
12-037-12 FEMALE BOLT Cc-3-2	5	12	 M6*60mm	08-165-12 RIGHT DOOR LATCH Dd-R-3	5	2	
08-169-12 LEFT DOOR LATCH Dd-L-3	5	2		08-167-12 SCREW Ee-3	5	12	 (M6*100mm)
08-168-12 BOLT Ff-3	5	20	 (M6*12mm)	08-187-12 WASHER Gg-3	5	28	
08-193-12 PLASTIC PLUG Ii-3	5	12		10-517-12 END ROOF CROSS BAR Jj-3	5	2	

DESCRIPTION	PACKED IN BOX	QTY	DRAWING	DESCRIPTION	PACKED IN BOX	QTY	DRAWING
10-518-12 REGULAR ROOF CROSSBAR Kk-3	5	6		10-519-12 ROOF TOP REINFORCE LI-3	5	2	
10-520-12 ROOF TOP REINFORCE Mm-3	5	6		08-134-12 UPPER DOOR RAIL END CAP Nn	5	4	
08-135-12 SCREW Oo-3	5	8	 (M4*12mm)	10-521-12 (51 1/2" X 24 1/2") LEFT+RIGHT ROOF PANEL Pp-3	1	4	
10-522-12 (51 1/2" X 23") REGULAR ROOF PANEL Qq-3	1	12		10-523-12 LEFT BACK GABLE PANEL Rr-3	1	1	
10-524-12 LEFT FRONT GABLE PANEL Ss-3	1	1		10-525-12 RIGHT BACK GABLE PANEL Tt-3	1	1	
10-526-12 RIGHT FRONT GABLE PANEL Uu-3	1	1		10-527-12 LEFT WALL GUIDE Vv-3	4	1	
10-528-12 RIGHT WALL GUIDE Ww-3	4	1		10-529-12 SCREW FOR FIXING TO WALL Xx-3	5	26	
10-530-12 REGULAR TOP FILLER Yy-3	5	6		10-531-12 END TOP FILLER Zz-3	5	2	
13-045-12 SELF-TAPPING SCREW PQ-3	4	4		12-047-12 BOLT Ww	5	12	 M5*15mm

AVAILABLE REPLACEMENT PARTS

DESCRIPTION	DRAWING	DESCRIPTION	DRAWING
10-435-12 PVC WINDOW (in frame)		85-014 REPLACEMENT SCREENING (no frame)	
12-176-12 PVC WINDOW for HALF FRAME A-3 1/2		85-417-S ROUND SPLINE FOR SCREENING	
10-493 PVC WINDOW (replacement material only)		11-824-12 BOTTOM PLASTIC PANEL (for wall panels)	
85-417-P ROUND SPLINE FOR PVC WINDOW		11-825-12 BOTTOM PLASTIC PANEL (for doors)	
15-123-12 PIN FOR PVC WINDOW		12-173-12 BOTTOM PLASTIC PANEL FOR HALF FRAME A-3 1/2	
13-055 PC WINDOW (for sliding door)		15-097-12 DOOR WHEEL ASSEMBLY	
12-174-12 MOSQUITO SCREEN (in frame)		10-458 REPLACEMENT WEATHERSTRIP 124"	
12-175-12 MOSQUITO SCREEN FOR HALF FRAME A-3 1/2		15-126-12 MOUNTING BRACKET FOR RAFTER (U-3)	