

PERFORMANCE[®]



The new degree of comfort.[®]

PERFORMANCE[®] Power Vent Ultra Low NOx gas water heaters are SCAQMD rule 1121 compliant and offer flexible venting options

Efficiency

- .64 - .68 UEF
- ENERGY STAR[®] rated
- More hot water at a low operating cost

Performance


- FHR: 67 - 86 gallons for natural gas
- Recovery: 36.4 to 38.4 GPH at a 90° F rise, depending on model

Maintenance Free Burner System

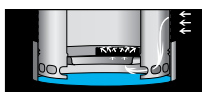
- Exclusive air/fuel shut-off device for double protection
- Maintenance free – no filter to clean
- Disables the heater in the presence of flammable vapor accumulation



Combustion Shut-off System



Flame Arrestor Plate



Maintenance Free

Low Emissions

- Ultra Low NOx radiant burner design
- Stainless steel construction
- SCAQMD Rule 1121 compliant
- Meets 10 ng/J NOx requirements



Self-Cleaning

- EverKleen[®] patented system fights sediment build-up
- Reduces fuel costs
- Provides more hot water

Flexible Venting Options

- Long venting lengths up to 100 feet
- PVC, ABS, or CPVC vent pipe options
- Vertical or horizontal termination

Longer Life

- Premium grade anode rod provides long-lasting tank protection

High Altitude Compliant

- Certified to 5,999 ft. above sea level

Plus...

- Whisper quiet blower
- Temperature and pressure relief valve included
- Low lead compliant
- Durable spark-to-pilot ignitor

Warranty

- 6-Year limited tank and parts warranty, 1-year full in-home labor warranty*

*See Residential Warranty Certificate for complete information

Units meet or exceed ANSI requirements and have been tested according to D.O.E. procedures. Units meet or exceed the energy efficiency requirements of NAECA, ASHRAE standard 90, ICC Code and all state energy efficiency performance criteria.



PERFORMANCE
Power Vent
Ultra Low NOx
40 and 50-Gallon Capacities
Up to 38,000 BTU/h



LEED Point = 1

See venting information on back.

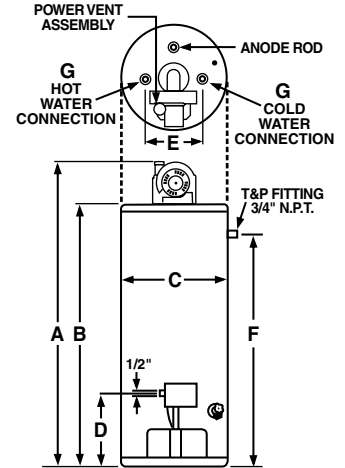


The new degree of comfort.

PERFORMANCE[®] Power Vent Ultra Low NOx Gas Specifications

| Fuel Type | Description | Nominal Gallon Capacity | Rated Gallon Capacity | Model Number | Gas Input in Thous. Btu/h | Recovery in G.P.H. 90° F Rise | First Hour Delivery G.P.H. | Ht. to Top of Assembly A | Tank Height B | Diam. C | Ht. to Gas Conn. D | Water Conn. Center E | Ht. to Side T&P Valve F | Water Conn. Size G | Ship Weight (LBS) | Uniform Energy Factor (UEF) |
|-----------|-------------|-------------------------|-----------------------|---------------|---------------------------|-------------------------------|----------------------------|--------------------------|---------------|---------|--------------------|----------------------|-------------------------|--------------------|-------------------|-----------------------------|
| Nat. / LP | Tall | 50 | 48 | XG50T06PN38U0 | 38 | 38.4 | 86 | 66-1/2 | 58 | 21-3/4 | 14 | 8 | 52-1/2 | 3/4 | 188 | 0.68 |
| Nat. / LP | Tall | 40 | 38 | XG40T06PN36U0 | 36 | 36.4 | 67 | 67-1/2 | 59 | 19-3/4 | 14 | 8 | 53-1/2 | 3/4 | 160 | 0.64 |

Uniform Energy Factor and rated gallon capacity based on Department of Energy (DOE) requirements.



40 and 50-Gallon Models Maximum and Minimum Vent Lengths

Maximum and Minimum Vent Lengths for 2" Vents

| NUMBER OF 90° ELBOWS WITH VENT TERMINAL | NUMBER OF 45° ELBOWS | MINIMUM PIPE LENGTH REQ. (FT.) | MAXIMUM PIPE LENGTH (FT.) |
|---|----------------------|--------------------------------|---------------------------|
| One (1) | None | 3.0 | 44.0 |
| One (1) | One (1) | 3.0 | 41.0 |
| Two (2) | None | 3.0 | 38.0 |
| Two (2) | One (1) | 3.0 | 35.0 |
| Three (3) | None | 3.0 | 32.0 |

For the 2" vent, one 90° elbow is approximately equal to 6 feet of pipe. One 45° elbow is approximately equal to 3 feet of pipe.

NOTICE: The mixing of 2" and 3" vent pipe is not recommended. If 3" pipe is used, a 2" to 3" reducer fitting is recommended at the rubber coupling.

This water heater is supplied with a 2" Schedule 40 PVC 45° vent terminal. When venting with 3" pipe, a Schedule 40 PVC 45° vent terminal must be used. Screens for both 2" and 3" vent terminals have been included.

Maximum and Minimum Vent Lengths for 3" Vents

| NUMBER OF 90° ELBOWS WITH VENT TERMINAL | NUMBER OF 45° ELBOWS | MINIMUM PIPE LENGTH REQ. (FT.) | MAXIMUM PIPE LENGTH (FT.) |
|---|----------------------|--------------------------------|---------------------------|
| One (1) | None | 3.0 | 95.0 |
| One (1) | One (1) | 3.0 | 92.5 |
| Two (2) | None | 3.0 | 90.0 |
| Two (2) | One (1) | 3.0 | 87.5 |
| Three (3) | None | 3.0 | 85.0 |
| Three (3) | One (1) | 3.0 | 82.5 |
| Four (4) | None | 3.0 | 80.0 |
| Four (4) | One (1) | 3.0 | 77.5 |
| Five (5) | None | 3.0 | 75.0 |

For the 3" vent, one 90° elbow is approximately equal to 5 feet of pipe. One 45° elbow is approximately equal to 2.5 feet of pipe.

In keeping with its policy of continuous progress and product improvement, Rheem reserves the right to make changes without notice.