



# PRODUCT SPEC SHEET LED LIGHT FIXTURES



## PRODUCT DESCRIPTION

50-Watt Nickel Integrated LED Premium Shop Light

Model #	Fixture Category	Certifications
WS-LF1aA50DL1	Shop Light	ETL, Energy Star
SKU#	1003958066	

### Product Overview

The Commercial Electric 4 ft. Integrated LED Premium Shop Light produces an indirect illumination using state of the art energy efficient LED lighting that illuminates work spaces while reducing glare. When compared to traditional fluorescent shop lights, these integrated LED shop lights use 20% less energy. Each Commercial Electric integrated LED premium shop light is constructed from high quality aluminum and superior materials to ensure an enduring performance for years to come. Ideal for garages, workbenches and basements.

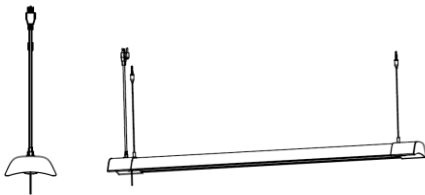
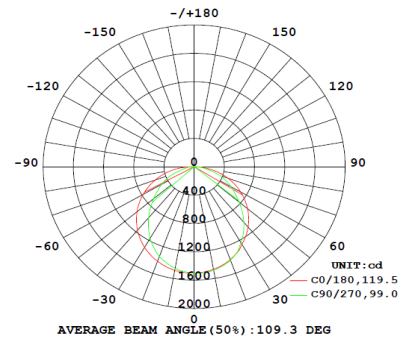
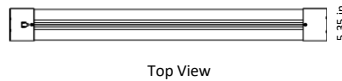
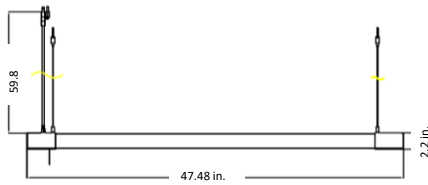
Benefits	Construction	Electrical	Installation	Mounting
<ul style="list-style-type: none"> <li>• Uses only 50-Watt of power, each energy efficient LED shop light produces 4000 Lumens</li> </ul>	Aluminum	Maintenance-free LEDs	Included with each unit is a 5 ft. 120-Volt power cord that is equipped with a standard plug for easy installation.	Suspension cables included for mounting.
<ul style="list-style-type: none"> <li>• Operating temperature range -20°C + 40°C</li> </ul>	Damp Location rated	120 Volts	6 in. ON/OFF pull chain with 36 in. extension	
<ul style="list-style-type: none"> <li>• Replaces (2) 32W fluorescent lamp fixture</li> </ul>				

Lamp Life	Fixture Type	Fixture Features	Correlated Color Temperature	Color Rendering Index	Dimming
50000	Integrated LED	Linkable up to 2 fixtures with end to end connector and clip included	Bright White (4000K)	80 CRI	Down to 10%

Trim	Finish	Adjustment	Compliance Labels	Compliance	Warranty
	Nickel endcaps			ETL, Energy Star	5 year

### Dimensions

### Luminous Intensity Distribution Diagram



### Certifications

