



# FOLDAWAY BED ASSEMBLY INSTRUCTIONS

## TWIN SIZE



Step 1: Remove the Foldaway Guest Bed from the box and place it flat on the floor. Insert the four plastic caps provided with your new bed.



Step 2: Unfasten strap to unfold the bed.




Step 3: Unfold the bed. Raise all legs to their upright position. Make sure the legs are locked in place.



Step 4: Carefully remove the mattress from between the metal frame and place to the side. Remove the plastic bag.



Step 5: Turn the metal frame over and place the legs on the floor.



Step 6: Secure outer legs in place with the two screws and wing nuts provided with your new bed.



Step 7: Place the mattress evenly on top of the metal frame ensuring that the cover is facing up.