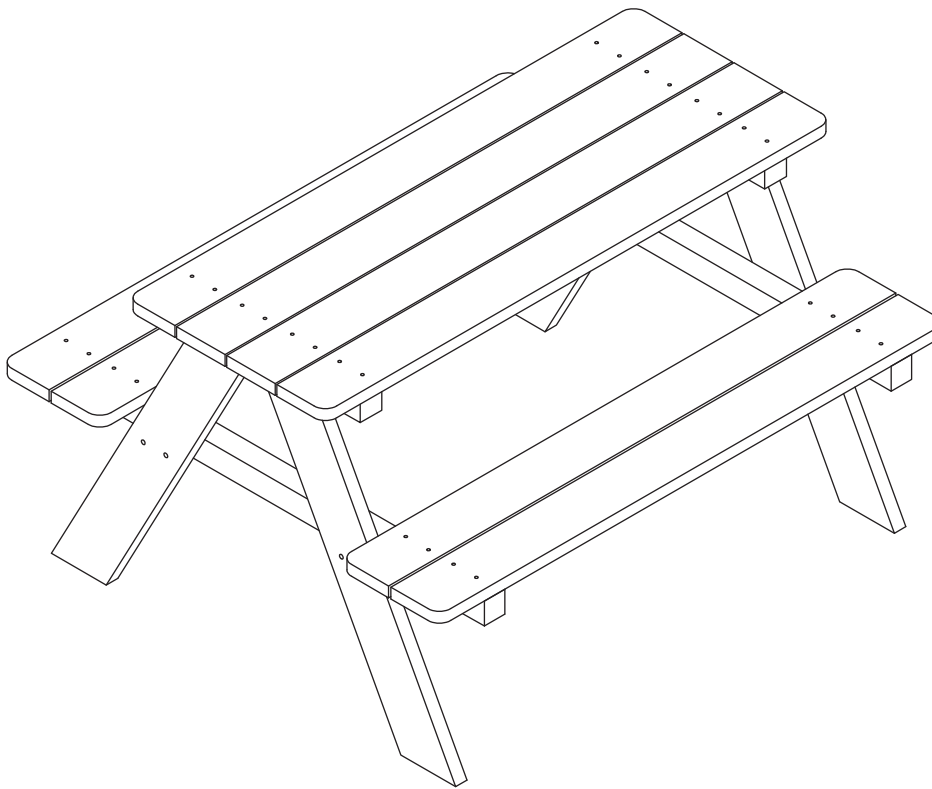


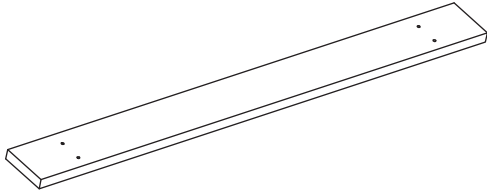
## CARE INSTRUCTIONS

Thank you for choosing turtleplay™ WOODEN KIDS PICNIC TABLE. With little care and maintenance, this product will provide your family with comfort and enjoyment for many years to come!

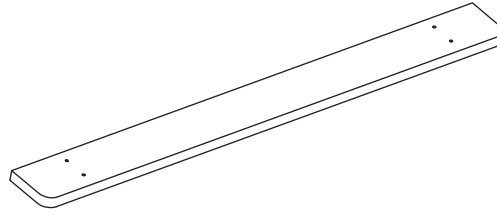
- Secure the table during harsh weather to keep from weathering.
- Rinse any panels with water to clean.
- When assembling turtleplay™ products please handle all panels and/or hardware with care to avoid any possibilities of damage and/or injury.
- It is highly recommended that you treat the table with a weatherproof coating (stain or paint) before use, and continue once every year, to increase the life expectancy and maintain the look of the table. Please consult your local hardware store on the weatherproof coating options for the table.



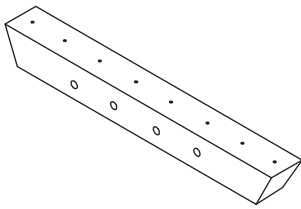
**NOTE:** Please read all instructions carefully before starting assembly. Also, we recommend that the unit is fully assembled on a level surface. Two people are recommended to assemble this product.



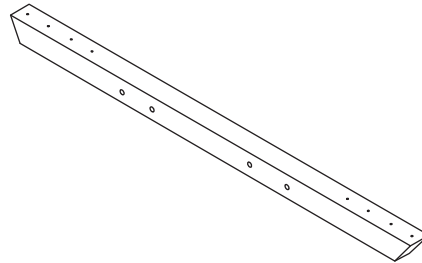
**1** SQUARE CORNER BOARDS X 2PCS



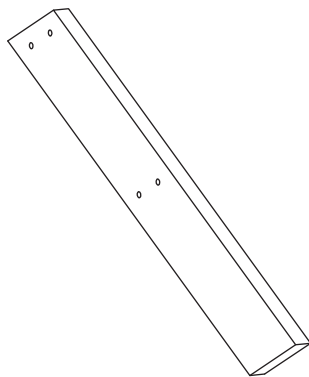
**2** ROUNDED CORNER BOARDS X 6PCS



**3** TABLE TOP SUPPORT X 2PCS




**4** SEAT SUPPORT X 2PCS



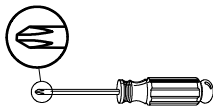
**5** LEG X 4PCS

NOTE: Please read all instructions carefully before starting assembly.  
Also, we recommend that the unit is fully assembled on a level surface.  
Two people are recommended to assemble this product.

A  3.5X45 32PCS

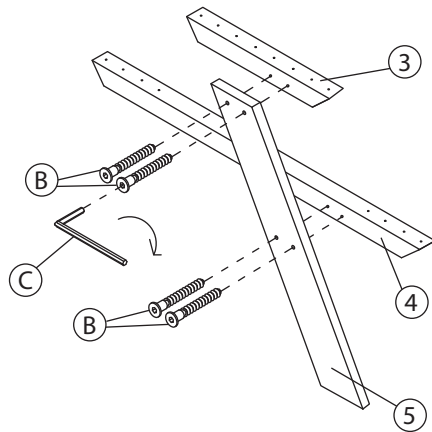
B  6X45 16PCS

C  Allen Key 1PC

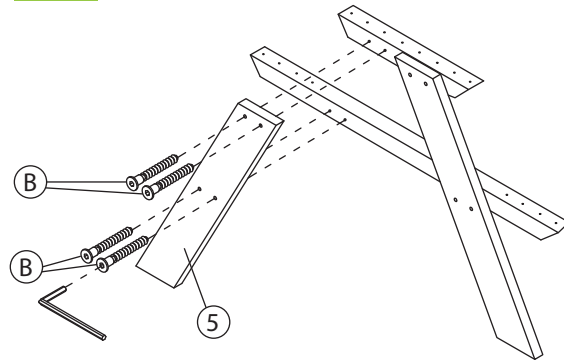


Tool Required: Phillips Screwdriver

1

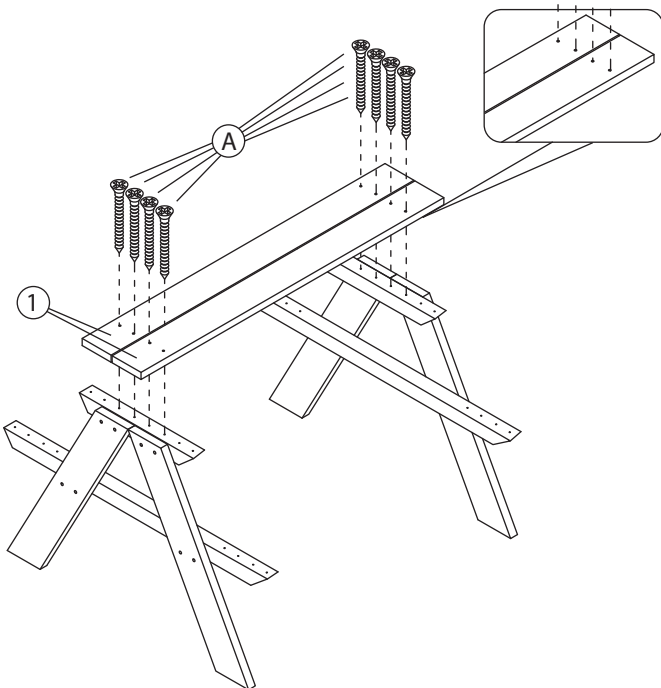


2

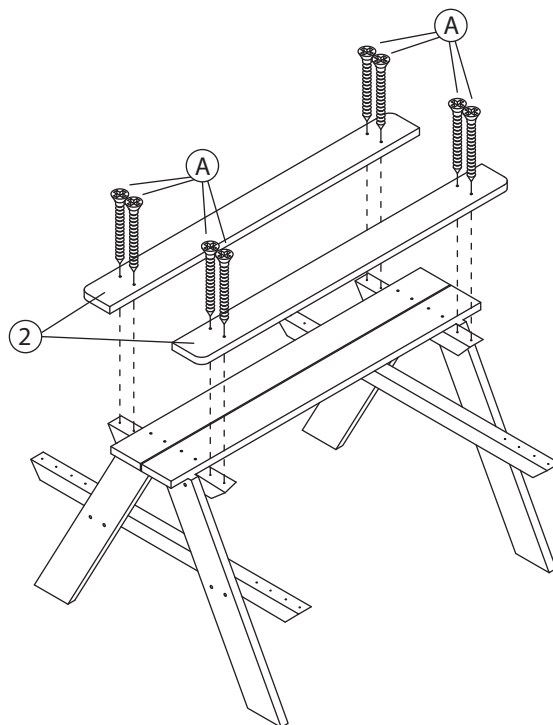


3

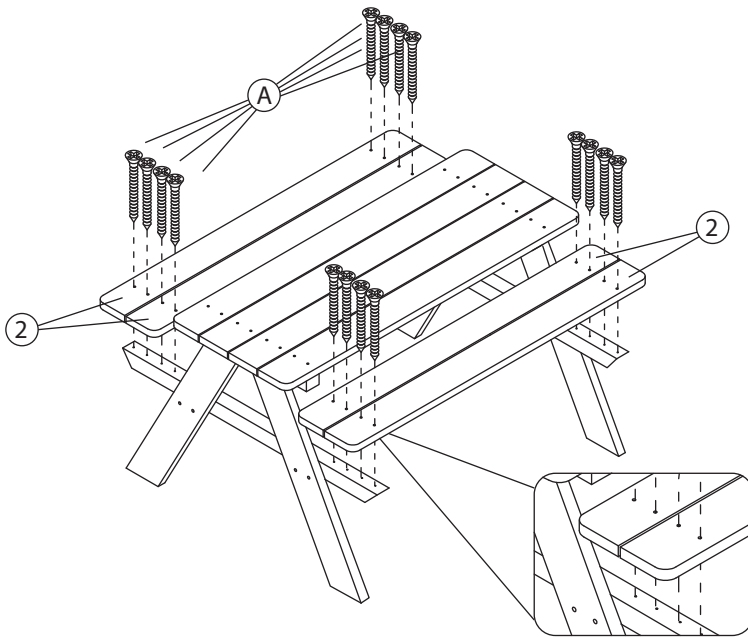
Warning: To avoid entrapment please follow the pre-drilled marks and ensure the gaps between slats are less than 4mm.



4



5



Rounded corners must to towards the outside.

Warning: To avoid finger entrapment please follow the pre-drilled marks and ensure the gap between slats is less than 4mm.

Please check contents before assembly. If any items are missing or damaged, do not take the unit back to the store. Call (775) 629-5029 or email: [service@merryproducts.com](mailto:service@merryproducts.com) for customer service and we will save you time by correcting any problems directly for you.

NOTE: Please read all instructions carefully before starting assembly. Also, we recommend that the unit is fully assembled on a level surface. Two people are recommended to assemble this product.