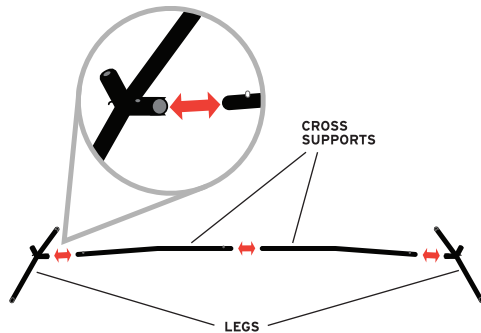
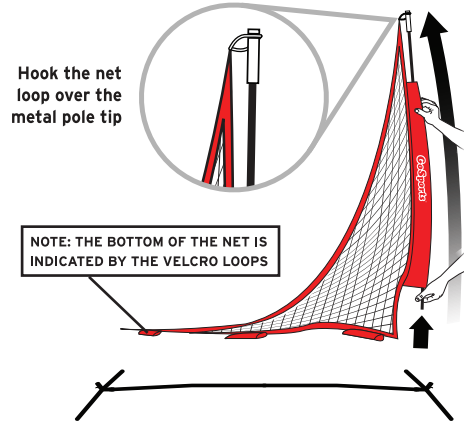


7'x7' Baseball / Softball Catch Net Assembly

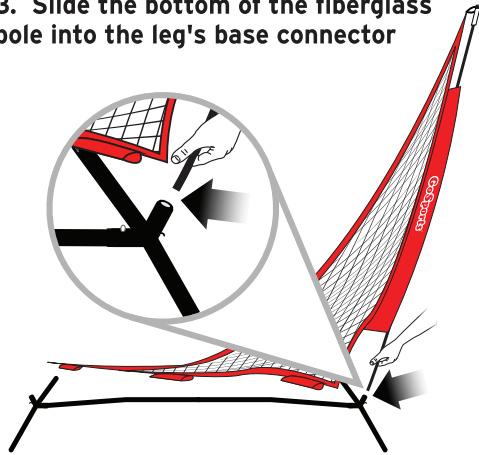
1. Connect the 2 metal cross supports together and then connect to the 2 metal legs as shown below (below picture): Ensure the pins engage to lock the parts together



2. Connect two of the fiberglass pole sections together, and with the metal tip of the pole on the top, feed the pole through one of the sleeves

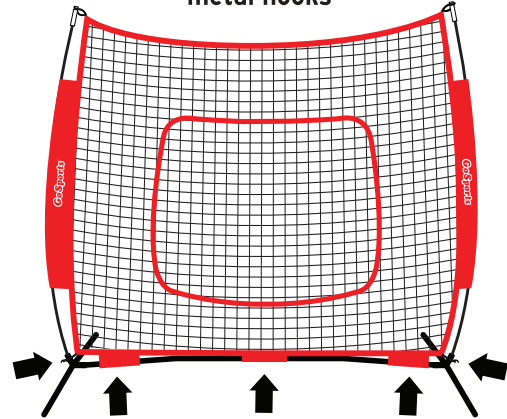


3. Slide the bottom of the fiberglass pole into the leg's base connector



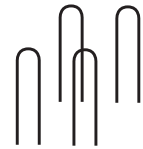
4. Repeat steps 2 and 3 on opposite side

5. Secure the 3 velcro straps to the base and hook lower loops around the metal hooks



WARNING

ENSURE THE NET IS SECURELY STAKED INTO THE GROUND BEFORE USING. IF THE GROUND IS NOT COMPATIBLE WITH THE STAKES, WEIGH DOWN THE BASE WITH SAND BAGS OR OTHER WEIGHTED ITEMS



X4 Metal Stakes


Thank you for purchasing a GoSports® Baseball Net. We hope that this is exactly what you were looking for and our product met or exceeded your expectations. If you have enjoyed our product, we encourage you to leave us a product review so others can learn about our fun products.

Customer Service: If you have any questions or concerns regarding your GoSports® product, please reach out to us at info@pandpimports.com and we will get back to you right away. We 100% stand behind our products and want to make sure you get the full enjoyment that you paid for. Enjoy!

Net Use and Warnings

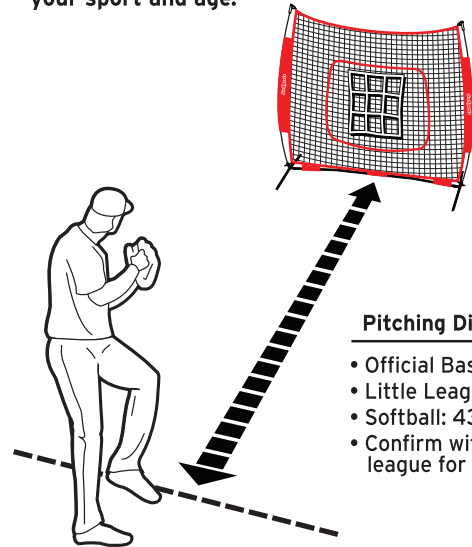
HITTING

Batting Practice: Stand 4' to 6' in front of the net, ensuring your swing is clear of the net. Hit off a tee or have a coach lob balls to you.



PITCHING


Pitching Practice: Attach the Strike Zone Attachment (see below) and pitch from the appropriate distance for your sport and age.



Pitching Distances:

- Official Baseball: 60' 6"
- Little League Baseball: 46'
- Softball: 43'
- Confirm with your coach or league for exact distances

WARNING AS THE NET OWNER, YOU ARE RESPONSIBLE FOR DAMAGE DONE TO ANY PROPERTY OR BODILY HARM TO PEOPLE CAUSED BY BALLS HIT OR THROWN BY YOU OR ANYONE USING THE NET. HIT OR THROWN BALLS CAN MISS THE NET AND CAUSE BODILY HARM OR PROPERTY DAMAGE. ALWAYS ENSURE OTHER BYSTANDERS ARE AT A SAFE DISTANCE BEFORE HITTING OR THROWING AT THE NET. ALWAYS USE WITH ADULT SUPERVISION. ONLY USE FOR BASEBALL OR SOFTBALL TRAINING (SMALLER BALLS WILL PASS THROUGH THE NET). IMMEDIATELY STOP USING IF ANY OF THE PARTS BREAK AND CONTACT GOSPORTS AT INFO@PANDPIMPORTS.COM.



STRIKE ZONE HEIGHT

STRIKE ZONE ATTACHMENT

ATTACH THE INCLUDED STRIKE ZONE WITH THE VELCRO TABS. ADJUST THE HEIGHT OF THE STRIKE ZONE TO MATCH THE RELEVANT AGE OF THE PLAYERS. THE STRIKE ZONE SHOULD BE IN BETWEEN THE PLAYERS MIDDLE SHOULDER AND TOP OF THE KNEE.