

Café™ Minimal Series 27" Built-In Single Electric Convection Wall Oven

CKS70DM2NS5

CAFÉ

DISTINCT BY DESIGN™



FEATURES & BENEFITS

Brighten up life in the kitchen - Easily navigate wall oven settings using a stunning full color display that adds an unexpected touch of style to your kitchen

Enjoy convenient temperature control from anywhere - Preheat while running errands or change oven temperatures while doing yard work with the Café Appliances Kitchen app

Inspired performance for unforgettable meals - Achieve golden-brown results on breads and cookies, and perfectly roast turkey, chicken and beef tenderloin, with True European Convection that ensures uniform temperature and airflow

The oven rack that handles it all - Easily remove heavy dishes with a roller rack that is specially designed to glide smoothly and stay in the oven during the self-clean cycle, so you never have to handle cumbersome racks again

Prepare foods to perfect doneness - Get roasts and meats just right with a temperature probe that lets you monitor progress on the wall oven screen, eliminating the need to open the oven door during cooking

Clean up has never been easier - Keep your oven looking like new at all times with a steam clean option for small spills and a self clean cycle for larger messes

The perfect fit you've always dreamed of - When you're updating your kitchen, attention to detail is a priority. That's why Café wall ovens are guaranteed for an exact fit or Café Appliances will pay up to \$300 toward modifications.

More heat coverage means better results - Ensure even baking with an element that covers more surface area for better distribution of heat

An even broil is yours - Achieve completely even browning on any size dish with a full-coverage broil element

Have a meal at the ready with a simple scan - Whether you're short on time or want to delegate cooking tasks, Scan-to-cook technology lets you correctly prepare packaged foods with the just scan of a barcode on your smartphone

APPEARANCE

Color Appearance	Platinum
Oven Door Features	Big View Oven Window
Handle	Café Minimal Style; Brushed Stainless
Installation	Above Warming Drawer; Undercounter; Under Cooktop; Side-by-Side; Under Built-In Advantium; Under Built-In Microwave

FEATURES

Configuration	Single Oven
Cooking System	True European Convection
Oven Cleaning Type	Self-Clean with Steam Clean Option
Cleaning Time	Variable with Delay Clean Option
Oven Cooking Modes	Convection Bake; Convection bake Multi-Rack; Convection Roast; Thermal Bake; Thermal Broil Hi/Lo; Keep Warm; Proof; Scan-to-Cook
Self-Clean Oven Door Lock	Automatic
Control Type	7" Full-Color Touch LCD Screen
Oven Features	8-Pass Broil Element; 10-Pass Bake Element; Closed Door Broiling
Oven Rack Features	1 Never Scrub Roller Rack; 1 Never Scrub Flat Rack; 6 Embossed Rack Positions
Oven Control Features	12-Hour Shut-Off Capability; Audible Preheat Signal; Auto Recipe Conversion; C° or F° Programmable; Certified Sabbath Mode; Control Lock Capability; Cook Time; Delay Time; Electronic Clock & Kitchen Timer; Remote Enabled; Temperature Probe
WiFi Connect	Built-In
Connected Capabilities	Amazon Alexa; The Google Assistant; IFTTT; Nest; Drop; Innit
Cooking Technology	Convection
Oven Interior	2 Halogen Interior Oven Lights; Black Gloss Finish; Hidden Bake

CAPACITY

Total Capacity (cubic feet)	4.3 cu ft
-----------------------------	-----------

POWER / RATINGS

Amp Rating at 208V	20
Amp Rating at 240V	20
Bake Wattage	2600W
Broiler Wattage	3400W
Convection Wattage	2400W
KW Rating at 208V	2.7
KW Rating at 240V	3.6

WEIGHTS & DIMENSIONS

Approximate Shipping Weight	135 lb
Net Weight	120 lb
Overall Height	28-3/4 in
Overall Width	26-3/4 in
Overall Depth	26-5/8 in
Cabinet Width	27 in
Cutout Dimensions (w x h x d) (in.)	25-1/4 x 27-5/8 x 23-1/2
Oven Interior Dimensions (W x H x D) (in.)	21-1/2 x 17-1/4 x 20

OPTIONAL ACCESSORIES

27" Never Scrub Roller Rack	UXWORXR27
Large Broiler Pan	WB48X10056
60" Electrical Conduit	WB18T10581
72" Electrical Conduit	WB18T10578

Café™ Minimal Series 27" Built-In Single Electric Convection Wall Oven

CKS70DM2NS5

WARRANTY

Parts warranty	Limited 1-year entire appliance
Labor warranty	Limited 1-year entire appliance
Warranty notes	See written warranty for full details

DIMENSIONS AND INSTALLATION INFORMATION

Single wall ovens are NOT approved for stacking above or below another single wall oven.

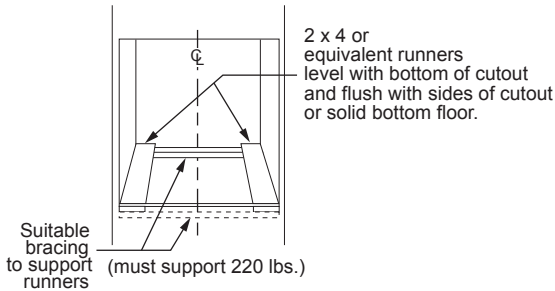
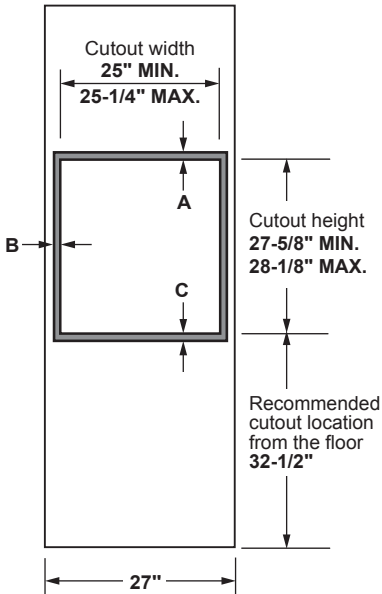
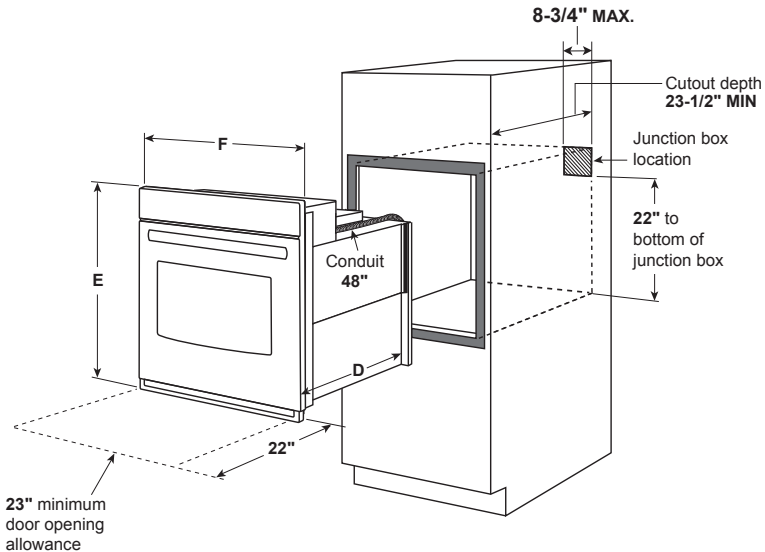
Wall coverings, countertops and cabinets surrounding the wall oven must be able to withstand a temperature of up to 200°F (94°C).

If the cabinet in which the wall oven is installed does not have a solid bottom, two braces or runners must be installed to support the weight of the oven. The runners and braces must support up to 220 lbs (99 kg).

Door handle protrudes 3" from door face. Cabinets and drawers on adjacent 45° and 90° walls should be placed to avoid interference with the handle.

ATTENTION INSTALLER: Electric wall ovens are NOT approved for installation with a plug and receptacle. They must be hard wired into an approved junction box.

IMPORTANT: Before installing, consult installation instructions packed with product for current dimensional data.



Cabinet	27"
A - Overlap of oven at top of cutout	1"
B - Overlap of oven other side of edge of cutout	1"
C - Overlap of oven at bottom of cutout	1"
Oven	
D - Install depth	23-1/2"
E - Overall height with trim	28-7/8"
F - Overall width	26-3/4"

Dimension and installation information are shown in inches.

Café™ Minimal Series 27" Built-In Single Electric Convection Wall Oven

CKS70DM2NS5

C A F É

DISTINCT BY DESIGN™

DIMENSIONS AND INSTALLATION INFORMATION

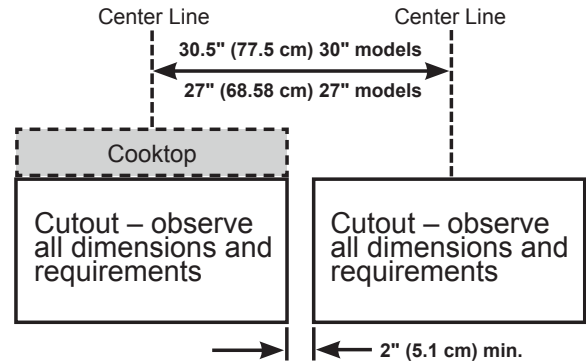
27" Single electric wall ovens are approved for installation below a countertop, and below certain gas and electric cooktops. Refer to the Approved Combinations Matrix available at cafeappliances.com for specific information.

27" Single electric wall ovens are approved for installation above 27" warming drawers.

ATTENTION INSTALLER: Electric wall ovens are NOT approved for installation with a plug and receptacle. They must be hard wired into an approved junction box.

IMPORTANT: Before installing, consult installation instructions packed with ALL products for current dimensional and combination data.

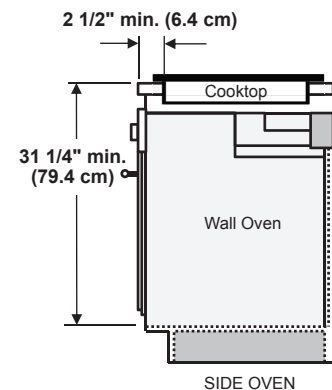
SIDE-BY-SIDE INSTALLATION (TWO OVENS IN SEPARATE CUTOUTS)



NOTE: One cooktop may be centered over either oven in the side-by-side installation.

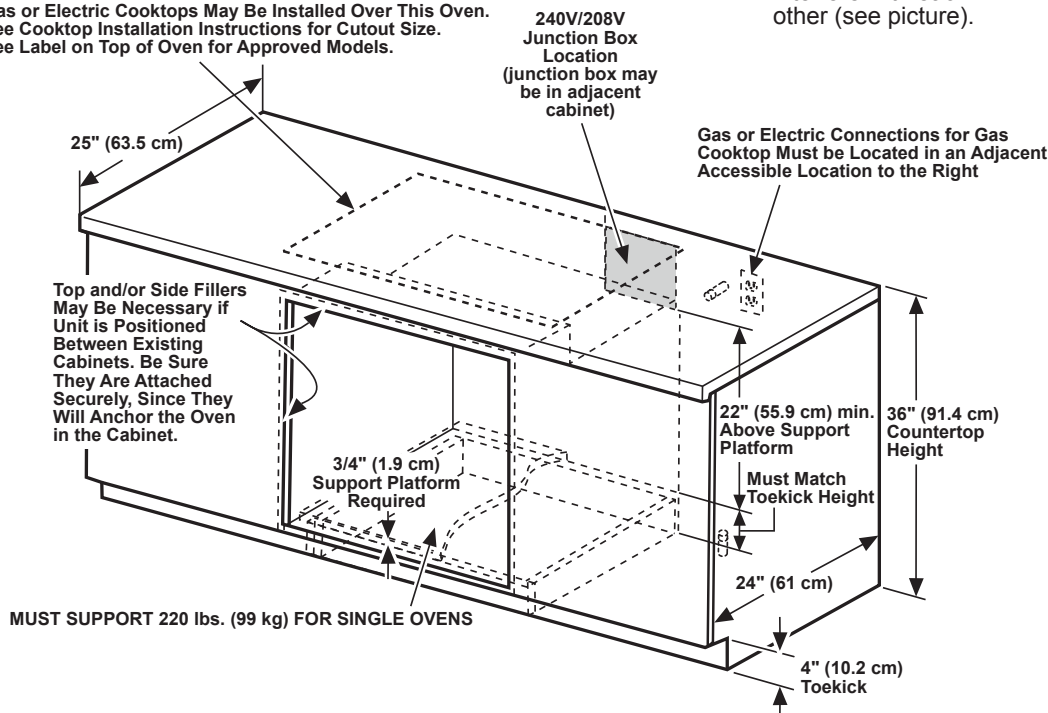
INSTALLATION BELOW A COOKTOP

IMPORTANT: Maintain a minimum distance of 31 1/4" from the top surface of the countertop to the wall oven platform to ensure that the cooktop and wall oven do not interfere with each other (see picture).



UNDERCOUNTER INSTALLATION

Gas or Electric Cooktops May Be Installed Over This Oven. See Cooktop Installation Instructions for Cutout Size. See Label on Top of Oven for Approved Models.



Dimension and installation information are shown in inches.

Café™ Minimal Series 27" Built-In Single Electric Convection Wall Oven

CKS70DM2NS5

C A F É

DISTINCT BY DESIGN™

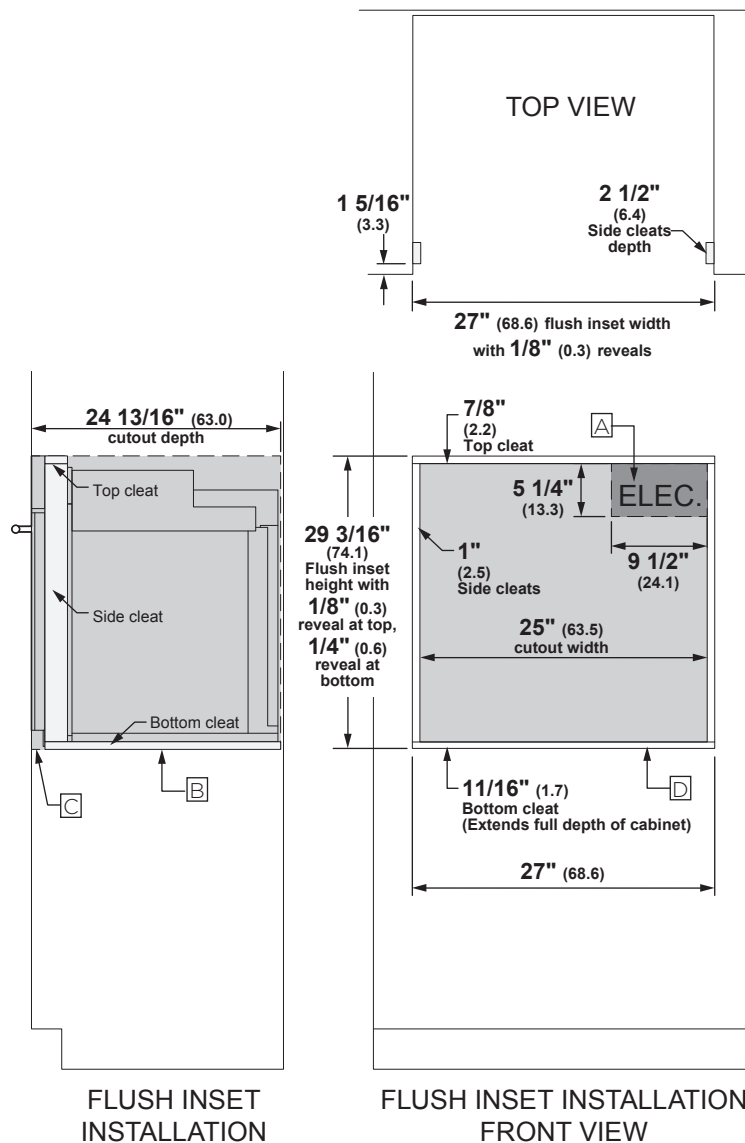
FLUSH INSET DIMENSIONS AND INSTALLATION INFORMATION

NOTES:

- A** Junction Box location (may also be located in an adjacent cabinet).
- B** Platform must be able to support 220 lbs (99 kg).
- C** Cabinet surfaces must be an appearance finished surface for flush installation.
- D** Cleats may be visible and should be finished to match cabinetry.

ATTENTION INSTALLER: Electric wall ovens are NOT approved for installation with a plug and receptacle. They must be hard wired into an approved junction box.

IMPORTANT: Before installing, consult installation instructions packed with ALL products for current dimensional and combination data.



Allow 1/8" (0.3) clearances from side edges of oven door.

Dimension and installation information are shown in inches.