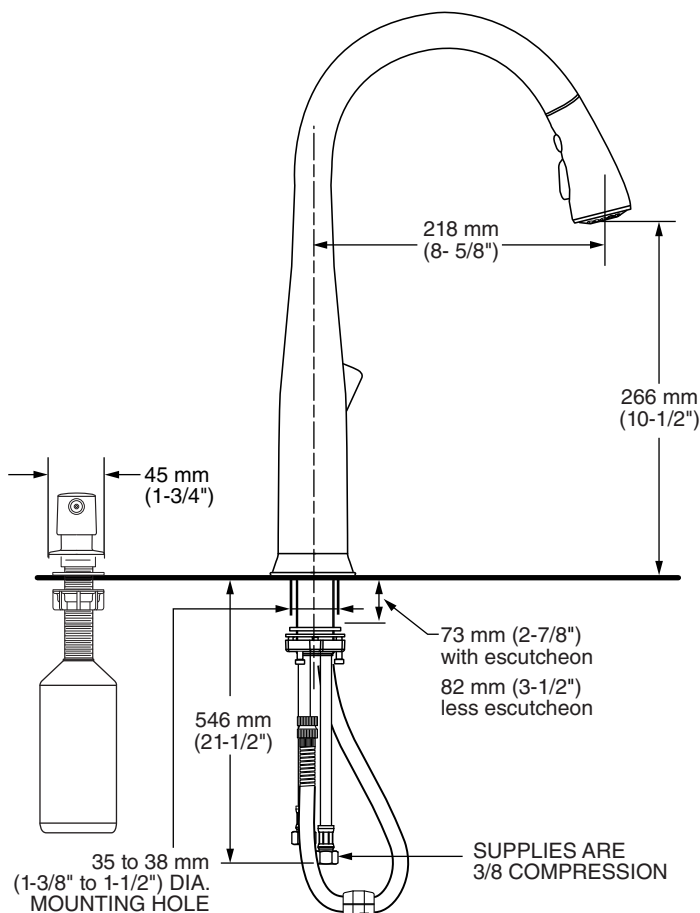
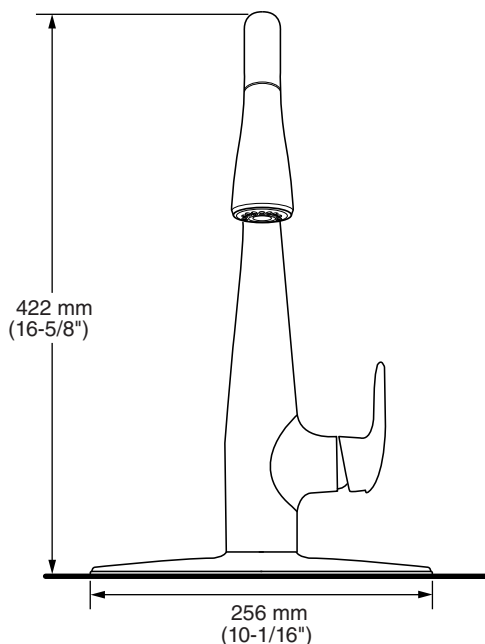




MODEL NUMBER:

- ❑ **4144SSF** Pull-Down Kitchen Faucet with Soap Dispenser. Stainless Steel Finish. SKU #1001-305-785



GENERAL DESCRIPTION:

Zinc diecast body with brass swivel spout and metal lever handle. Metal deck plate included (use is optional) for single or three hole installation. Pull-down spray with adjustable spray pattern and push button activation. Washerless 35 mm ceramic disc valve cartridge. Braided nylon pull-down hose complete with two integral check valves. Braided flexible supply hoses with 3/8" compression connectors. 1.8 gpm/6.8 Lmin. maximum flow rate.

PRODUCT FEATURES:

Ceramic Disc Valve Cartridge: Assures smooth, precise valve control and a lifetime of drip-free, maintenance-free performance.

Memory Position Valving: Allows user to turn valve on and off at preferred temperature setting without readjusting handle position each time.

Lead Free: Faucet contains $\leq 0.25\%$ total lead content by weighted average.

Pull-Down Spray: Adjustable spray pattern-stream to spray.

Integral Check Valves: Prevents back flow.

Re-Trax™ Docking System: Pulls-out effortlessly, retracts with ease, docks completely.

SUGGESTED SPECIFICATION

Single control kitchen faucet shall feature a metal lever handle and pull-down spray. Shall also feature washerless ceramic disc valve cartridge, flexible supply hoses and two integral check valves. Fitting shall be American Standard Model # 4144SSF. SKU # 1001-305-785.

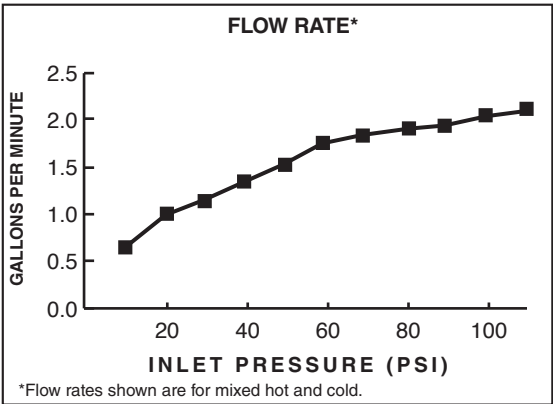


LILLIAN™
SINGLE CONTROL KITCHEN FAUCET
WITH PULL-DOWN SPRAY

CODES AND STANDARDS

These products meet or exceed the following codes and standards:

- ANSI A117.1
- ASME A112.18.1
- CSA B125.1
- NSF 61/Section 9
- NSF 372



Product Number	Description
4144SSF	Pull-Down Kitchen Faucet - Stainless Steel Finish. SKU # 1001-305-785

 Meets the American Disabilities Act Guidelines and **ANSI A117.1** Requirements for the physically challenged.