

New Comfort

Commercial Air Purifier

Model HMA-700/O3

Air Purification Unit



User Guide

*“Knock out
odors at their source”*

Please read all of the information provided in this user's guide before operating your new air unit.

WARNING

This air unit is not a medical device. Do not stop or alter any medical therapy programs or medications without the advice of your physician. Excessive ozone concentrations may cause mucous membrane or respiratory irritation.

	CAUTION	
	RISK OF ELECTRICAL SHOCK DO NOT OPEN	
	ATTENTION	
<i>Caution: TO REDUCE THE RISK OF ELECTRICAL SHOCK, DO NOT REMOVE COVER. NO USER SERVICEABLE PARTS INSIDE. REFER SERVICING TO QUALIFIED SERVICE PERSONNEL.</i>		



This “bolt of lightning” indicates that uninsulated material within your unit may cause an electrical shock. For the safety of everyone, do not remove product covering.



This “exclamation point” calls attention to a feature for which you should read the enclosed literature carefully to prevent operating and maintenance problems.

Read ALL instructions carefully before using this product.

FOR YOUR RECORDS

Please record the model and serial number below, for easy reference, in case of loss or theft. These numbers are located on the back panel of your air purification unit. Space is also provided for other relevant information.

Model Number _____


Serial Number _____

Date of Purchase _____

Purchased From _____


Operating the Commercial Purifier

(Front View)



PART	FUNCTION
Timer Control Knob	Turn clockwise to set the timer for timed operation up to one hour. Turn counter-clockwise to Hold position for continuous use.
Indicator Light	Illuminates when unit is in operation.
UV light	UV light can kill bacteria, mold, germ, etc. 5 Watt 5000 hour rated bulb.

(Back View)



PART	FUNCTION
------	----------

Plate Receiver Slots

Insertion of ceramic plates.

Fuse Holder

Houses removable fuse. (Spare fuse included, 1 amp, 1.25 inch)

Power Cord

110 Volt grounded cord (unless otherwise specified). DO NOT bypass ground.



This unit must be provided with an electrical ground at all times!

OPERATION

The New Comfort 700/O3 Commercial Purifier is designed to remove odors and sanitize the air in unoccupied spaces by using Ozone and UV light. The unit has a timer that will enable it to run unattended. The timer will run the unit for up to an hour and then shut the Industrial Cleaner off. You should allow 45 minutes to 1 hour before returning to the treated area.

To operate the Industrial Cleaner:

- Close off the desired area to be treated.
- Remove all occupants and pets.
- Position the unit as close as possible to the odor source.
- In such environments as motels that have individual heating and cooling systems, turn the fan on and set on re-circulate.
- Set timer to desired time and leave the room.
- Allow 45 minutes to 1 hour before re-entering the treated space.
- Return to space & ventilation area.

Note: For more severe odor problems, turn dial to the left onto indefinite “Hold”. This will allow for much longer sanitization. Upon return be sure to turn off immediately and open outside windows and doors and return when sanitization smell is gone.

Warning: Excessive ozone concentrations may cause mucous membrane or respiratory irritation and can be harmful.

The amount of time necessary to eliminate pollutants depends on the type of pollutant causing the odors. The effect of ozone may vary according to atmospheric and/or environmental conditions such as altitude, humidity, air movement, design/floor plan, and the severity of the odor problem.

- Altitude: The higher altitudes should require less ozone.
- Humidity: High humidity should require more ozone.

In order to treat a specified area, the air in that area does not need to pass through the unit as with air filtration devices. Instead, the unit generates ozone internally which circulates throughout the room to attack odor at their source.

It will control odors from sources such as:

- Cigarette Smoke
- Cooking Odors
- Water Damage
- Mold & Mildew
- Decaying Matter
- Cleaning Fumes
- Smoke Damage
- Pet Odors
- New Construction
- Paint Fumes
- Carpet Odors
- Pesticides

The Industrial Cleaner is ideal for such application as:

- Automobiles
- Airplanes
- Carpet Cleaning
- Boats
- Office Buildings
- Property Management
- Basements
- Food Markets
- Motel/Hotel Resorts
- Limousines
- Food Service
- Recreational Vehicles

Warning: Excess ozone concentrations can cause mucous membrane and respiratory irritation, turn off the dial and ventilate the area after sanitizing. To reduce the risk of electrical shock, do not remove cover.

Warning: Eye damage may result from directly viewing the light produced from the UV lamp used in this product. Always unplug unit before servicing.

Read Carefully: This commercial air cleaner is for use in unoccupied space only. Close all doors and windows in the space to be treated. Make certain all occupants and pets have been removed. Turn dial clockwise to select time desired or turn counterclockwise for indefinite time. Make sure Timer dial is OFF when return to space. Open the windows and doors until sanitizing smell is gone.

Read Carefully: For best results carefully clean Ozone plates every 30 days.

CLEANING & MAINTENANCE

When the purifier no longer produces enough ozone to be effective, the ozone plates should be cleaned. A good rule of thumb is every 30 days. Some environments can cause ozone output to be reduced in shorter time but other environments may take longer.

To clean the ozone plate: first turn the unit off and unplug from outlet. Next remove the plates from back of unit. Pull plates firmly to remove from slot. With plate firmly supported in the hand or on a flat surface, wash with warm soapy water or a grease cutting detergent and scrub with a brush. A spray liquid detergent with chlorine may be used if necessary. Be careful not to drop the plate. Clean the metal screen and the ceramic tile. Rinse plate in hot water and dry completely before reinstalling. Reinstall plate, making sure it is flush with the back of the unit.

TIMER

The Commercial Purifier incorporates a timer for your convenience and safety. The timer can be set for up to a total of 60 minutes. When you turn the dial to the right or *clock-wise* you are activating the timer.

There is an override that can make the unit run indefinitely. To run the unit for a longer period of time, turn the control knob *counterclockwise* to the “Hold” position. This New Comfort Industrial Cleaner is designed to operate in unoccupied areas only!

TROUBLESHOOTING

If you suspect a problem with your unit check the following:

- Unit is plugged in properly and turned on.
- Wall outlet is active.
- Ceramic plates are clean and dry.
- Plate alignment is correct, making sure plates are flush with back of unit.
- Fuse is installed properly and in good condition (to replace fuse, rotate fuse holder counterclockwise to unscrew, remove old fuse, replace with spare). Fuse is 1 amp (1.25 inch).

NOTE - It's important that the Lightning Air be properly grounded to avoid potential shock.

If the fan is still not operating or no buzzing sound is detected when operating, please contact your authorized New Comfort Service Center.

If UV light does not work, please contact your New Comfort Authorized dealer for service repairs. Do not disassemble unit.

Caution: No attempt should be made to remove the top panel of the unit, as there are no user serviceable parts. Opening the unit without consent may void the warranty.