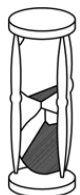
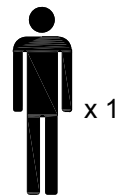




www.furinno.com



15 min



x 1



No Tools Required

USEFUL HINTS BEFORE YOU START:

1. Read each step carefully before starting.
2. It is important that each step is performed in correct order to avoid difficulties.
3. Identify, sort and count the parts before assembly.
4. Assemble the product on packaging cardboard to prevent scratch or damage.
5. Clean the product with mild cleanser using soft damped cloth. Do not use harsh or abrasive cleanser.
6. Using incompatible hardware might cause damage to the product.

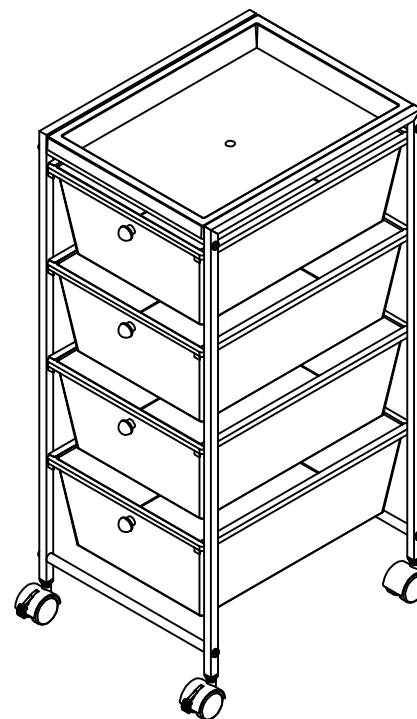
IMPORTANT NOTES:

- * Please DO NOT sit or stand on the unit.
- * Put heavier items on lower shelves.
- * Periodically check all fittings and re-tighten as necessary.

NEED HELP? For help with assembly, or if you are missing a part, please call Furinno's Customer Service, 1-773-299-8111 from Mon-Fri, 9am-5pm (CST) or email: support@furinno.com



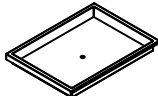
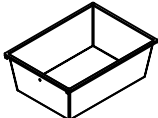









ASSEMBLY INSTRUCTIONS



MODEL: WS17304

FURINNO WAYAR 4-DRAWER STORAGE CART

No.	Part	Pcs
A		2
B		4
C		1
D		4
E		4
F		2
G		2
H		4
I		4
J		8
K		1

