

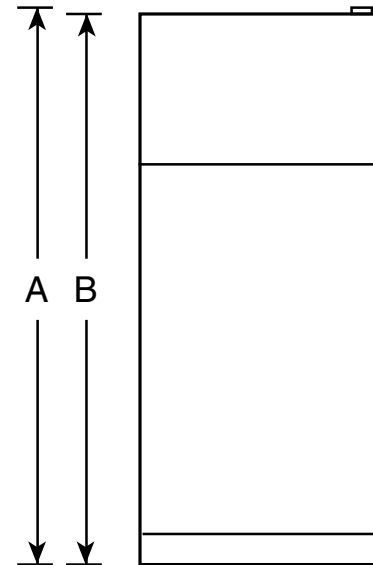
GPE16DTH

GE® ENERGY STAR® 15.5 Cu. Ft. Recessed Handle Top-Freezer Refrigerator

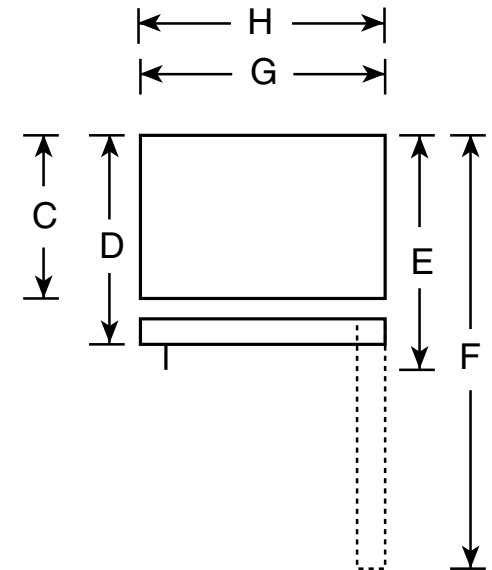
Dimensions and Installation Information (in inches)

Overall Dimensions	Height to top of hinge (in.) A	64-3/4
	Height to top of case (in.) B	64-1/4
	Case depth without door (in.) C	25-3/4
	Case depth less door handle (in.) D	29-1/2
	Case depth with door handle (in.) E	29-1/2
	Depth with fresh food door open 90° (in.) F	55-7/8
	Width (in.) G	28
	Width with door open 90° with door handle (in.) H	28-1/2
Air Clearances	Each side (in.)	3/4
	Top (in.)	1
	Back (in.)	2

Front View



Top View



For answers to your Monogram®, GE Profile™ or GE® appliance questions, visit our website at geappliances.com or call GE Answer Center® service, 800.626.2000.




GPE16DTH

GE® ENERGY STAR® 15.5 Cu. Ft. Recessed Handle Top-Freezer Refrigerator

Features and Benefits

- Recessed handles - Flush with the surface and ideal for tight spaces
- Upfront temperature controls - Easy-to-use controls regulate both fresh food and freezer sections
- Adjustable wire Z shelf - Conveniently holds tall or odd-shaped items in the fresh food section
- Adjustable-humidity drawers - Controls helps food stay fresh
- Gallon door storage - Larger items are easily accommodated in the door
- Wire freezer shelf - Provides additional storage for frozen foods
- Model GPE16DTHWW - White
- Model GPE16DTHCC - Bisque



imagination at work



As an ENERGY STAR® partner, GE has determined that this product meets the ENERGY STAR guidelines for energy efficiency.

Specification Created 1/14

310414