


Assembly Instructions: Tilt Trucks


PRODUCT NUMBERS: TTLD580, TTS580, TTS100, TTH100, TTS150

Parts & Tools Included:

4 Bolts, 4 Washers, 1 Wrench




1. With truck upside down on a flat surface, place the wheel frame on truck with the large wheels in the front position.



2. Place washer on bolts and insert in bolt hole.



3. Use the crescent wrench provided and tighten bolts securely.



CAUTION:
Assembled truck will be heavy. **FOLLOW OSHA** guidelines for proper lifting principles and use two or more people to turn assembled truck to its upright position.