

installation instructions:

3D Wall Panels

SAFETY INSTRUCTIONS

Make sure to use the correct tools recommended.

Wear proper protective gear.

Follow fixture, power tools, paint manufacturers' instructions, and users manuals.

Use common sense and follow good construction practices.

TOOL & MATERIAL CHECKLIST

- Construction Adhesive
- Utility Knife, Circular Saw, or Table Saw
- Paint, Brush and/or Roller
- Measuring Tape
- Sand Paper
- Sheetrock Compound (Optional, see instructions)
- Putty Knife (Optional, see instructions.)

STEP BY STEP INSTRUCTIONS

1. Smooth installation surface with sandpaper by removing excessive bumps or texture. Wipe wall clean to clear debris.
2. Mark the installation points using a straight edge and level.
 - a. On a wall with one corner start at the end of the wall and work towards the corner (Diagram A).
 - b. For a wall with two corners start at the center and work out (Diagram B).
3. Apply adhesive to the back of the panel and the installation area. (Follow adhesive manufacturer's instructions for proper application)
 - a. Install panels side by side. These panels are designed to minimize the appearance of seams. (Diagram C).
 - b. For a seamless appearance, leave a 1/16 inch gap between each panel. After the panels have dried, apply a layer of primer over the surface. Once the primer has dried, go over the seams with sheetrock compound. This may take two or more applications. Be sure to sand between each application. (Diagram D). Once installed paint with 100% acrylic latex paint in desired color.

SPECIAL INSTRUCTIONS AND NOTES

- Thoroughly read through the install instructions to familiarize yourself with the process before beginning installation.
- Before installing, acclimate the thermoformed PVC panels in the room where you will be installing them.
- In most applications you will have to trim some panels. Cut them with a standard utility knife or power tool, such as a table saw. Sand cut edge to remove debris.
- Depending on your installation method, you will have to choose the correct adhesive.

EXAMPLE INSTALLATION DIAGRAMS

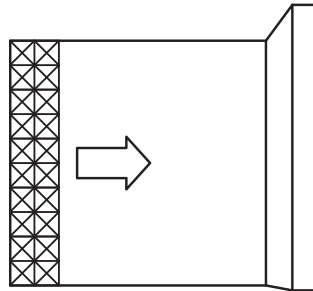


Diagram A

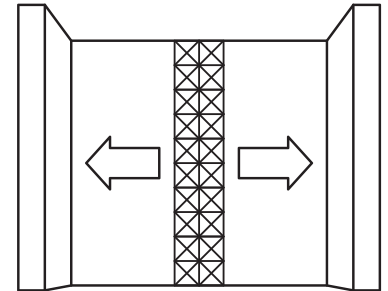


Diagram B



Diagram C



Diagram D

www.ekenamillwork.com
We Can Help. Call (866) 607-0453



EKENA
MILLWORK

Industry leading manufacturer of urethane, PVC, wood, rustic, and metal millwork



What is PVC?

Each piece of Cellular PVC is made of stable high-density PVC that won't rot, split or chip, and doesn't absorb water. PVC has a closed cell nature, so water cannot penetrate the product and it resists all forms of insect infestations, mold and mildew.

What types of special skills are needed to install PVC products?

None. If you can install wood products, you can easily install PVC products. They can be nailed, cut and sanded just like wood products.

Are special tools or supplies needed to install PVC products?

Hot-dipped galvanized or stainless-steel nails/screws are recommended for PVC products. For cutting, we recommend using carbide-tipped blades with as few teeth as possible and have plenty of support on both sides of your cutting station when trimming or cutting a product.

What are some general tips about installing PVC products?

Never install products with fasteners only. For best results, use along with PVC compatible adhesive on the back and at all joints. If nailing product at 40°F or below, predrilling is recommended. For concrete/masonry/brick installation apply masonry adhesive sealant (following manufacturer's instructions) to the installation surface first, then laying trim and securing with masonry fasteners.

Can I clean PVC products?

For normal cleanup regular household cleaners such as Soft Scrub or Spic & Span can be used. Be careful in handling and keep the material covered to protect it from dirt and debris.

Are PVC products affected by moisture?

No. PVC does not absorb water as it is a closed-cell material. This closed-cell structure will prevent water absorption, making it perfect to install in bathrooms, kitchens, laundry rooms or outdoors.

Why or how do people use PVC millwork?

PVC is lightweight and easy to install, making it a top selection of both building professionals and consumers for exterior or interior applications. PVC offers maximum durability and minimal upkeep with a sharp design clarity and high-resolution quality, with endless custom pattern options. It offers the appearance and workability of wood, yet it is resistant to insects, weathering, moisture, and mildew. It will not split, rot, or deteriorate.

Where do I use PVC?

Interior or exterior applications up to 180° temperature. It is suitable for ground and masonry contact.

Does PVC expand and contract?

Yes, but allowing it to acclimate to temperature before installing and using our installation method mitigates movement. In temperatures above 80°F, the board joints should be tight. In temperatures of 40°F to 60°F, leave 1/8 inch of space. For less than 40°F provide for 3/16 inch between boards.

What type of caulk can I use with PVC?

You can use an acrylic, urethane, or polyurethane caulk with PVC.

What are its best uses for the building industry?

Due to the workability of the material it is easily milled, cut and built to custom specifications. Decorative trims with detailed designs are quick and easy to produce and with so many variations of sizes, shapes and products, custom PVC products can save time and money.

Anything special I should know about storing PVC products?

These products can be stored on a flat, level surface either inside or outside, but not in extreme heat or cold. Products should be stored as it is intended to be installed. Acclimate PVC products before installation up to 10 hours.

ProductStat PVC


- ✓ Impervious to salt water climates
- ✓ UV protected
- ✓ Resistant to moisture and insects
- ✓ Easy to install
- ✓ Ready to paint



take a CLOSER LOOK

Expanded PVC products are created from a high-density, rigid plastic-like material. It is rolled and pressed out into a form that can then be cut, drilled, machined, nailed, glued, and screwed just like wood, metal, and aluminum. It has superior screw and staple retention. It's lightweight, yet rigid composition offers superior dent and scratch resistance.

End Result: A strong and low maintenance product.



What paint can I use on PVC?

If you choose to paint, use 100% acrylic latex paint with an LRV of 55 or higher. Definition of LRV (Light Reflective Value): LRV is the amount of light reflected from a painted surface. Black has a reflectance value of Zero (0) and absorbs all light and heat. White has a reflectance value of nearly 100 and keeps a building light and cool. All colors fit between these two extremes. Light Reflective Values are given as a percentage. For example, a color with a LRV of 55 means it will reflect 55% of the light that falls on it. For darker colors (LRV of 54 or lower) use paints with heat reflective characteristics specifically formulated for use on vinyl/PVC products. These paints/coatings are designed to reduce excessive heat gain. **WARNING:** It is recommended that should you choose to paint a darker color (LRV of 54 or lower) all aforementioned installation steps should be followed. Please refer to the painting section in our Trim Installation Guidelines.

What type of fasteners should be used to install PVC?

You will want to use the same fasteners you would use for installing wood trim and siding. They should be stainless steel or hot dipped galvanized and long enough to penetrate the substrate a minimum of 1-1/2". For best results, use fasteners designed for wood trim and wood siding. These fasteners have a thinner shank, blunt point, and full round head. Standard nail guns work well with PVC. If using pneumatic tools, use a fastener with a full round head and set the pressure so the fastener goes just beneath the surface of the board. **IMPORTANT:** Staples, brads, and wire nails should never be used. These products have shanks that are too small in diameter to control the thermal expansion and contraction properties of PVC. For a finished look the Cortex fastening system can be used to reduce the need to field apply paint when the trim is going to be left white.


Can PVC trim be used in structural application?

No, PVC cannot be used in structural applications. **WARNING:** PVC trim products cannot be used in any stress or structural applications. PVC products can only be used as the decorative part of your application; either wood or metal structural components need to be incorporated for structural applications. Check with your architect or builder if your application is structural.

What products are available in PVC?

Corbels, braces, brackets, outlookers, gable brackets and gable pediments, rafter tails, gable vents, arch and flat trim, decorative running trim, ceiling medallions, panels, moulding, columns, pilasters, pediments, shutters, and more.

We also specialize in custom orders for hard-to-find products.



BRACKET DIMENSIONS ?			
DEPTH	HEIGHT	WIDTH (TOP)	WIDTH (BACK)
18"	18"	4"	4"
THICKNESS (TOP)		THICKNESS (BACK)	
4"		4"	

BRACE DIMENSIONS ?		
WIDTH	DEPTH	HEIGHT
3"	10"	10"

LAP BRACE DIMENSIONS ?	
WIDTH	THICKNESS
N/A	N/A

Click For Advanced Options

BRACKET ?	
DEPTH:	18 ▼ 0 ▼
HEIGHT:	18 ▼ 0 ▼
WIDTH:	4 ▼ 0 ▼

design your own with our online builders



Industry leading manufacturer of urethane, PVC, wood, rustic, and metal millwork.

- Making custom standard with our exclusive PVC product designers
- We have faux wood beams, ceiling medallions, wall panels, columns, balustrade, and much more



SuperPaint[®]

PERFORMANCE AND PROTECTION YOU CAN COUNT ON.



EXTERIOR ACRYLIC LATEX



YOU CAN DEPEND ON IT. SUPERPAINT® PERFORMANCE HAS STOOD THE TEST OF TIME.

You can count on SuperPaint Exterior Latex Paint to deliver outstanding performance and protection against the elements.

SuperPaint is formulated with Advanced Resin Technology. You can apply most sheens in cold weather, even in temperatures as low as 35°F. Once applied, it offers outstanding adhesion and hide – resisting frost in cooler temperatures and chalking,



peeling and blistering in hot and humid conditions.

With its fast, efficient application, SuperPaint will increase your production year-round. And with its ability to withstand the elements, it will minimize repaints, keep costs down, and lead to more satisfied customers and referrals.

SUPERPAINT KEY BENEFITS

<ul style="list-style-type: none"> • Formulated with Advanced Resin Technology for outstanding adhesion and hide. 	<ul style="list-style-type: none"> • Low temperature application down to 35°F.
<ul style="list-style-type: none"> • Paint and Primer in one 	<ul style="list-style-type: none"> • Available in Flat, Low Lustre, Satin, Gloss and High-Gloss
<ul style="list-style-type: none"> • Withstands the elements and resists peeling and blistering. 	<ul style="list-style-type: none"> • High-gloss is ideal for reducing sticking on doors, windows and trim.
<ul style="list-style-type: none"> • Outstanding coverage and durability. Provides a dirt-resistant and a mildew-resistant coating. 	<ul style="list-style-type: none"> • Can be tinted in VinylSafe® Paint Colors — allowing you the freedom to choose from 100 color options, including a limited selection of darker colors formulated to resist warping or buckling when applied to a sound, stable vinyl substrate. See VinylSafe® color palette for colors that can be used.



Backed by a Lifetime Limited Warranty

SUPERPAINT IS BROUGHT TO YOU BY A NAME YOU KNOW AND TRUST.

For 150 years, Sherwin-Williams has provided contractors, builders, property managers, architects and designers with the trusted products they need to build their business and satisfy customers. SuperPaint is just one more way we bring you industry-leading paint technology – innovation you can pass on to your customers.

Plus with more than 4,100 stores and 2,400 sales representatives across North America, personal service and expert advice are always available near jobsites. Find out more about SuperPaint Premium Exterior Latex Paint at your nearest Sherwin-Williams store, or to have a sales representative contact you, call **800-524-5979**.





Resilience[®]

RESILIENCE[®] LETS YOU PAINT WITH CONFIDENCE
NO MATTER WHAT THE FORECAST.



EXTERIOR ACRYLIC LATEX



THIS HIGH-HIDING EXTERIOR FINISH FEATURES EASY APPLICATION, A PREMIUM SMOOTH FINISH AND EXCEPTIONAL MOISTURE RESISTANCE.

Resilience® Paint is the perfect choice for residential and commercial exteriors. It has outstanding hide, easy brushability and exceptional resistance to moisture.

With Resilience, the threat of rain or dew will not slow down or delay the job because it is specially formulated with breakthrough MoistureGuard™ technology, resisting moisture twice as quickly as standard exterior latex coatings. Newly painted exteriors develop resistance to moisture in just two



hours rather than the four-hour minimum most coatings require.

With premium durability, backed by a lifetime limited warranty, you can count on Resilience no matter what the forecast. It is available in flat, satin and gloss and can be applied in temperatures as low as 35°F so crews can work later in the season too.

RESILIENCE KEY BENEFITS

- | | |
|---|--|
| <ul style="list-style-type: none"> • Formulated with exclusive MoistureGuard™ Technology for revolutionary moisture resistance in half the time of traditional latex paints — paint later in the day with confidence and less concern about dew or impending rain. | <ul style="list-style-type: none"> • Great no matter what the forecast — delivering quality performance in moist or dry climates. |
| <ul style="list-style-type: none"> • Outstanding hide, coverage, durability and dirt resistance. | <ul style="list-style-type: none"> • Low temperature application down to 35°F. |
| <ul style="list-style-type: none"> • Flows and levels for a smooth, uniform finish. | <ul style="list-style-type: none"> • Available in flat, satin and gloss. |
| | <ul style="list-style-type: none"> • Can be tinted in VinylSafe® Paint Colors — allowing you the freedom to choose from 100 color options, including a limited selection of darker colors formulated to resist warping or buckling when applied to a sound, stable vinyl substrate. See VinylSafe® color palette for colors that can be used. |



Backed by a Lifetime Limited Warranty*

*Two coats of Resilience are required for repaint work; a primer and two coats of Resilience are required for new surfaces.

RESILIENCE IS BROUGHT TO YOU BY A NAME YOU KNOW AND TRUST.

For 150 years, Sherwin-Williams has provided contractors, builders, property managers, architects and designers with the trusted products they need to build their business and satisfy customers. Resilience is just one more way we bring you industry-leading paint technology – innovation you can pass on to your customers.

Plus, with more than 4,100 stores and 2,400 sales representatives across North America, personal service and expertise are always available near jobsites. Find out more about Resilience Exterior Latex Paint at your nearest Sherwin-Williams store or to have a sales representative contact you, call **800-524-5979**.





Emerald[®]

REVOLUTIONARY TECHNOLOGY.
BEST-IN-CLASS OVERALL PERFORMANCE.



EXTERIOR ACRYLIC LATEX



EXCEPTIONAL DURABILITY, BEAUTY AND APPLICATION.

Emerald® Exterior Acrylic Latex is a breakthrough paint technology from Sherwin-Williams, offering premium performance that stands the test of time. Featuring rugged resistance to blistering, peeling, chalking, fading and dirt pickup,



Emerald is self-priming and can be applied in temperatures down to 35°F. Emerald delivers innovative durability, hide and beauty for a truly outstanding finish.

EMERALD EXTERIOR ACRYLIC LATEX KEY BENEFITS

<ul style="list-style-type: none"> • Features an exclusive cross-linking 100% acrylic technology for exceptional durability and hide. 	<ul style="list-style-type: none"> • Meets the most stringent VOC regulations.
<ul style="list-style-type: none"> • Extreme resistance to blistering, peeling, chalking, fading and dirt pickup. 	<ul style="list-style-type: none"> • Low temperature application down to 35°F.
<ul style="list-style-type: none"> • Self-priming with a smooth, uniform appearance and provides a mildew-resistant coating. 	<ul style="list-style-type: none"> • Available in all Sherwin-Williams colors and custom tints in flat, satin and gloss.
<ul style="list-style-type: none"> • Use one coat for repaints and two coats for unpainted surfaces. 	<ul style="list-style-type: none"> • Backed by a lifetime limited warranty.

EMERALD IS BROUGHT TO YOU BY A NAME YOU KNOW AND TRUST.

For more than 150 years, Sherwin-Williams has provided contractors, builders, property managers, architects and designers with the trusted products they need to build their business and satisfy customers. Emerald Exterior Acrylic Latex is just one more way we bring you industry-leading paint technology – innovation you can pass on to your customers.

Plus with more than 4,200 stores and 2,700 sales representatives across North America, personal service and expert advice is always available near jobsites. Find out more about Emerald Exterior Acrylic Latex at your nearest Sherwin-Williams store or to have a sales representative contact you, call **800-524-5979**.






Duration[®]

FOR EXCELLENT DURABILITY AND HIDE.



EXTERIOR ACRYLIC COATING



ONE-COAT CONVENIENCE ON REPAINTS. EXCELLENT RESISTANCE TO PEELING AND BLISTERING.

Duration® Exterior Coating is formulated with PermaLast™ Technology and infused with advanced acrylic co-polymers for long-lasting performance. Duration has a high film build and provides a thick, flexible layer which results in excellent hide and protection from peeling and blistering. And Duration now has a longer open time to easily achieve a smooth appearance.



Duration is self-priming and provides a mildew-resistant coating. It requires just one coat for repaints and two coats for new work so exterior jobs get done fast. Combine that with premium durability, and you'll benefit from a wealth of advantages — saving time and money, minimizing callbacks and repaints.

DURATION KEY BENEFITS

<ul style="list-style-type: none"> • Formulated with PermaLast™ Technology — for more durability and a thicker coat than ordinary latex paints. 	<ul style="list-style-type: none"> • Self-priming — use one coat for repaints and two coats for unpainted surfaces.
<ul style="list-style-type: none"> • Excellent protection from cracking, peeling, blistering and dirt pickup. 	<ul style="list-style-type: none"> • Meets the most stringent VOC regulations.
<ul style="list-style-type: none"> • Flash rust resistance minimizes nail head rusting and its tannin bleed resistance is better than conventional latex paints. 	<ul style="list-style-type: none"> • Available in flat, low lustre, satin and gloss.
<ul style="list-style-type: none"> • Low temperature application down to 35°F. 	<ul style="list-style-type: none"> • Can be tinted in VinylSafe® Paint Colors — allowing you the freedom to choose from 100 color options, including a limited selection of darker colors formulated to resist warping or buckling when applied to a sound, stable vinyl substrate. See VinylSafe® color palette for colors that can be used.



Backed by a Lifetime Limited Warranty.

DURATION IS BROUGHT TO YOU BY A NAME YOU KNOW AND TRUST.

For over 150 years, Sherwin-Williams has provided contractors, builders, property managers, architects and designers with the trusted products they need to build their business and satisfy customers. Duration is just one more way we bring you industry-leading paint technology — innovation you can pass on to your customers.

Plus, with more than 4,200 stores and 2,700 sales representatives across North America, personal service and expertise are always available near jobsites. Find out more about Duration Exterior Latex Paint at your nearest Sherwin-Williams store or, to have a sales representative contact you, call **800-524-5979**.





SnapDry™


DELIVERS A HARD, DURABLE FINISH, FAST.

INTERIOR/EXTERIOR
DOOR AND TRIM PAINT



OUTSTANDING RESULTS, WITHOUT THE WAIT.

SnapDry™ Interior/Exterior Door and Trim Paint dries in a fraction of the time of other trim paints. With sleek, appealing results in as little as an hour, you'll increase efficiency and reduce downtime. SnapDry eliminates the need to leave doors and windows open for hours after application. It also delivers a



durable finish that will stand the test of time, both inside and out. This coating will resist dirt and fingerprints as well as UV weathering, for an excellent look that lasts. Plus, SnapDry offers virtually limitless color choices, allowing you to explore the latest interior and exterior color trends.

SNAPDRY DOOR AND TRIM PAINT KEY BENEFITS

- | | |
|---|---|
| • Dries in as little as one hour, with outstanding block resistance. | • Formulated for brush, roller or spray application. |
| • Versatile interior/exterior acrylic latex. | • Waterbased formula offers easy cleanup. |
| • Exceptional resistance to dirt, fingerprints and UV weathering. | • Meets the most stringent VOC regulations with <50 g/L VOCs. |
| • Extra White, Deep and Ultradeep base options for unlimited color choices. | • Available in satin and semi-gloss. |

SNAPDRY IS BROUGHT TO YOU BY A NAME YOU KNOW AND TRUST

For over 150 years, Sherwin-Williams has provided contractors, builders, property managers, architects and designers with the trusted products they need to build their business and satisfy customers. SnapDry Door and Trim Paint is just one more way we bring you industry-leading paint technology — innovation you can pass on to your customers.

Plus with more than 4,200 stores and 2,700 sales representatives across North America, personal service and expert advice is always available near jobsites. Find out more about SnapDry Door and Trim Paint at your nearest Sherwin-Williams store, or to have a sales representative contact you, call **800-524-5979**.

