

# OWNER'S MANUAL



## *Dinghy Models:*

*Sportyak*

*Water Tender 9.4*

*West Marine Water Tender 9.4*

*West Marine Classic Dinghy*



1790 Sun Dolphin Drive  
Muskegon, Michigan 49444

phone 231-733-2725

fax 231-739-4502

email [klsales@klindustries.com](mailto:klsales@klindustries.com)

website [www.klindustries.com](http://www.klindustries.com)

*Affordable Yacht Tender or Cottage Front Rowboat*

Congratulations on the recent purchase of your new boat! You have purchased a boat from one of the nations leading manufacturers of small boats. Your boat represents years of commitment to product design, excellence in engineering and quality in manufacturing. With proper care and maintenance your boat should last for many years to come. Please call our helpful and knowledgeable Customer Support Department if you have any questions or concerns.

## **MATERIALS**

Your boat is manufactured from High Density Polyethylene (HDPE). It is a very durable material. Our specially formulated HDPE has an ultra-violet inhibitor blended throughout the material to reduce color fade and maintain its strength. Polyethylene is a somewhat flexible material with some memory. This means it has a tendency to return to its original molded shape if distorted. All boats are equipped with foam for flotation and meet U.S. Coast Guard and NMMA safety standards.




Photo #1 Serial Number  
Location.  
Shown: Sportyak

## **BOAT SET-UP**

### **Paperwork**

#### **Warranty Registration Card**

To properly register your boat with KL Industries for warranty validation please fill out the warranty registration form online at [www.klindustries.com](http://www.klindustries.com). Please review our full warranty statement. If you are unable to register your boat online please contact our Customer Support Department at 231-733-2725. The serial number can be found on the outside of the hull in the back right corner just under the rubrail. See Photo #1.

#### **Manufacturers Statement of Origin (MSO)**

You should receive a MSO with your new boat. Some states may require a MSO for proper registration of your boat. If you plan on putting an electric motor on then it may be necessary to register it. Please check with your local dealer or state licensing bureau.

#### **Owner's Manual**

Keep your owner's manual for future reference. It is a good idea to write down the following information:

Serial Number	_____
Date of Purchase	_____
Purchased from	_____

## Applying Decals

Before applying boat registration decals, clean the area with alcohol or any solvent that does not leave a residue. Make sure solvent is put aside and is dry. Using a propane torch, lightly pass the flame back and forth over the area where the decals will be applied. Don't try to heat the surface. This process will enhance the adhesion of the decals.

## BEFORE LEAVING SHORE & SAFETY PROCEDURES

- Check the weather and wave conditions.
- Review the maximum capacities on the capacity plate located on the rear port side of the deck. Ensure you are safely within these limits.
- Make sure your drain plugs are secure. See Photo #2. Drain plug locations for other models as follows:  
Water Tender 9.4 is located in the front of the boat on the hull.  
West Marine Water Tender 9.4 is located in the front of the boat on the hull.  
West Marine Classic Dinghy is located in the back of the boat on the hull.
- Make sure all passengers are wearing Personal Flotation Devices.




Photo #2 Drain Plug Location.  
Shown: Sportyak

## CARE AND MAINTENANCE

With minimal care and maintenance, your boat has been designed to provide you with many years of enjoyment.

- HDPE is very impact resistant but it is vulnerable to excess abrasion. Avoid dragging the boat across gravel, asphalt or concrete. If you wear a hole in the boat below the waterline HDPE is very difficult to repair. Nothing sticks to HDPE other than molten HDPE. Most adhesives even those that are very aggressive will only make a temporary bond and probably will not be waterproof.
- Drain any water accumulated between your deck and hull.
- Don't allow water to accumulate between the deck and hull and freeze. Freezing damages the polystyrene flotation foam.
- Your boat can be cleaned with warm water and any standard detergents. More difficult stains, such as brackish watermarks, may be cleaned with a petroleum based cleaner. Read the manufacturers' instructions carefully before using any cleaner.
- If your boat is to be used in salt-water environments, it is suggested that the boat and components be rinsed thoroughly with fresh water after each use.
- Polyethylene is a somewhat flexible material with some memory. This means it has a tendency to return to its' original molded shape if distorted. If this occurs follow these steps:
  1. Relieve the pressure that caused the dent or distortion by supporting the boat differently or removing gear.
  2. Place the boat in the warm sun. Usually the south side of a building is the warmest spot. As the boat warms up usually (but not always) the boat will return to its original molded shape. This may take a few hours or a couple of weeks depending upon outside temperatures and the degree of distortion.

## STORAGE

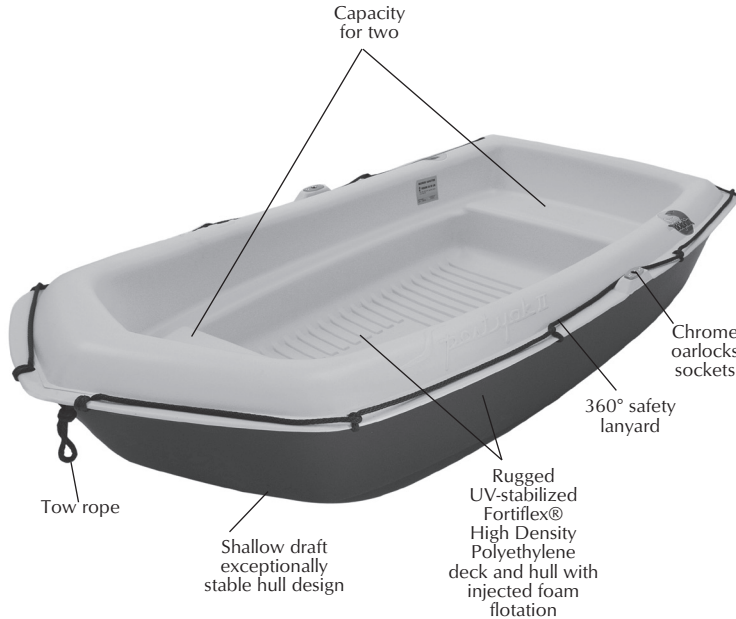
- If possible, it is best to store your boat inside for the winter.
- Make sure all water is drained from between the deck and hull.
- When storing your boat, open the drain plug and stand it up to ensure proper drainage or turn it upside down.
- Don't allow water to accumulate between the deck and hull and freeze. Freezing damages the polystyrene flotation foam.
- Don't place the boat on 4x4's or sawhorses. Dents will form in the hull.

## FREQUENTLY ASKED QUESTIONS

- 1. Where is the serial number located?** The serial number is located in the back right hand corner on the outside of the hull just under the rubrail. The number will be stamped on a silver plate, starts with JOK and is 12 digits long. See Photo #1.
- 2. There is water inside my boat.** Is this normal? Just like any boat, your boat may take on some water. Because of its flexible nature, a polyethylene boat is prone to accumulate a small amount of water between the deck and hull. Water may accumulate between the deck and hull due to rain, waves and condensation. This is normal, not a defect, and should be drained after each use. Do not return to the retailer. Please be sure to secure the drain plugs after draining. Remove battery before draining your boat.
- 3. How should I store my boat in the winter?** See Storage.
- 4. What can I do if dents form in the hull from improper storage?** Expose the dent to warm sunlight preferably on the south side of a building. As the plastic warms it will usually (but not always) return to its molded shape. This process may take one day to two weeks.

# Please Choose Your Model

## Sportyak



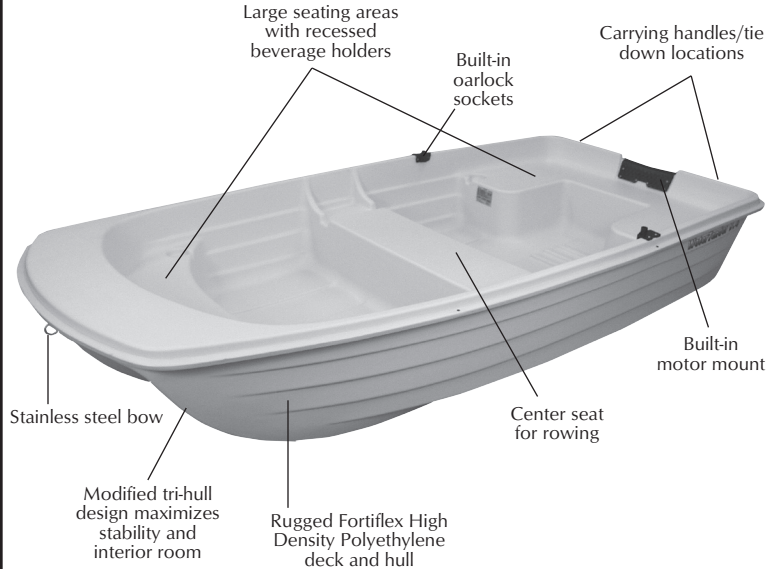
### Specifications

<b>Length</b>	<b>85"</b>	<b>216cm</b>
<b>Width</b>	<b>42"</b>	<b>107cm</b>
<b>Height</b>	<b>16.5"</b>	<b>42cm</b>
<b>Weight</b>	<b>55 lbs.</b>	<b>25kg</b>
<b>Capacity</b>	<b>325 lbs.</b>	<b>147kg</b>

### ALSO FEATURES:

- Meets US Coast Guard Safety Standards

## Water Tender 9.4



### Specifications

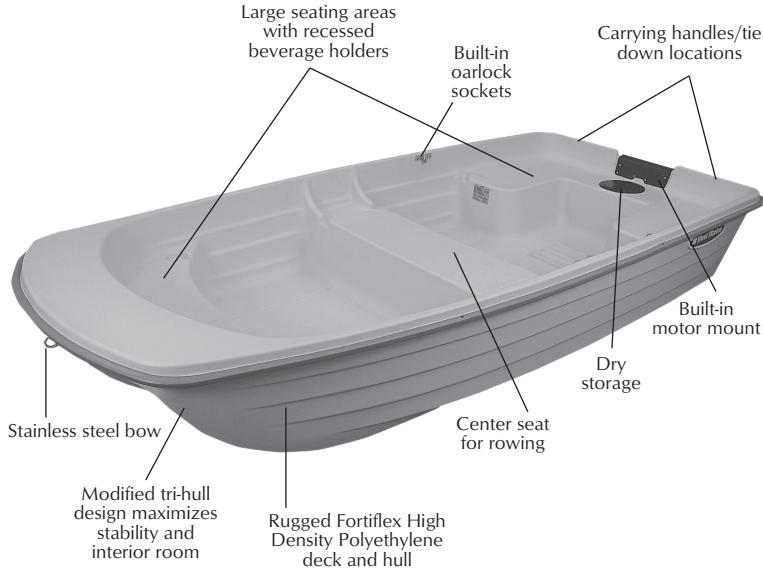
<b>Length</b>	<b>9.4'</b>	<b>284cm</b>
<b>Width</b>	<b>55"</b>	<b>140cm</b>
<b>Height</b>	<b>21"</b>	<b>53cm</b>
<b>Weight</b>	<b>106 lbs.</b>	<b>46kg</b>
<b>Capacity</b>	<b>480 lbs.</b>	<b>218kg</b>
<b>HP Rating</b>	<b>5</b>	

### ALSO FEATURES:

- Meets US Coast Guard Safety Standards

# Please Choose Your Model

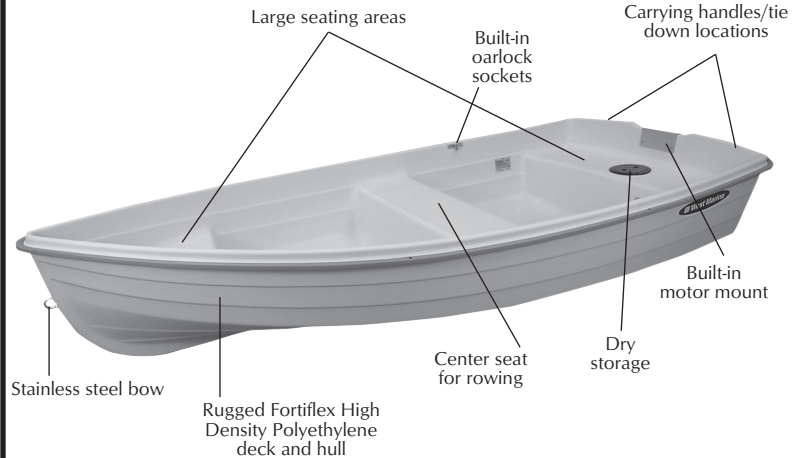
## West Marine Water Tender 9.4



### Specifications

<b>Length</b>	<b>9.4'</b>	<b>284cm</b>
<b>Width</b>	<b>55"</b>	<b>140cm</b>
<b>Height</b>	<b>21"</b>	<b>53cm</b>
<b>Weight</b>	<b>106 lbs.</b>	<b>46kg</b>
<b>Capacity</b>	<b>480 lbs.</b>	<b>218kg</b>
<b>HP Rating</b>	<b>5</b>	

## West Marine Classic Dinghy



### Specifications

<b>Length</b>	<b>9.9'</b>	<b>297cm</b>
<b>Width</b>	<b>4.7'</b>	<b>140cm</b>
<b>Height</b>	<b>23"</b>	<b>58cm</b>
<b>Weight</b>	<b>100 lbs.</b>	<b>45kg</b>
<b>Capacity</b>	<b>443 lbs.</b>	<b>201kg</b>
<b>HP Rating</b>	<b>6</b>	

**\*Please have serial number available when ordering**

**PARTS LIST**

**SPORTYAK**

ITEM #	PRODUCT DESCRIPTION
12595	Rope 3/8 inch Sportyak Royal Blue (requires 24 ft.)
12588	Oarlock Socket Chrome (requires 2)
12003	Rivet 3/16 x 5/8 for Socket (requires 2 per socket)
12036	Rivet Burr #10 Alum for Socket (requires 2 per socket)
12501	Drain Plug 3/4 inch
22804	Sun Dolphin Logo
12586	Oarlock Set (2 horns & 2 pins)

**PARTS LIST**

**WATER TENDER 9.4**

ITEM #	PRODUCT DESCRIPTION
0138	Bow Eye - SS (requires 1)
0237	Stern Eye (requires 2)
2035	Rubrail Cloud White (requires 21.6 ft.)
12006	Rivets for Rubrail (requires 8)
12036	Rivet Burrs (requires 8)
4046	Oarlock Sockets (set of 2)
0167	Drain Plug (requires 1)
0206	Pad, Tender Transom
0132	Screws for Pad (requires 13)
4801	Water Tender 9.4 Decal

**OPTIONAL ACCESSORIES**

ITEM #	PRODUCT DESCRIPTION
12738	6' Oar Set Oars allow the boat to be rowed from the rear or center seat. Set includes horns & pins.
12586	Oarlock Set Fits 1 3/8". Set includes 2 horns & 2 pins.
AWT94CVSW	Mooring Cover (for 9.4 models only) Cover gives years of protection shielding out rain and debris. The elastic cord gives a snug, tight fit. Made of durable water resistant polyester fabric. Available in gray.

**Order online at [www.klindustries.com](http://www.klindustries.com)**

**PARTS LIST**

**WEST MARINE CLASSIC DINGHY**

ITEM #	PRODUCT DESCRIPTION
0138	Bow/Stern Eye - SS (requires 3)
12247WM	Motor Mount Plate (requires 1)
0132	Screw for Motor Mount Plate (requires 8)
11775	Rubrail Gray (requires 22 ft.)
12006	Rivets for Rubrail (requires 8)
12587	Oarlock Sockets - SS (set of 2)
12513-P	Thru Hull Drain Plug (requires 1)
12441	Backer Speed Nut (requires 1)
0155-R	Sealant Puddy (requires 1.5 feet)
11539	Dry Storage Compartment
12052	Screw for Dry Storage Compartment (requires 6)
12835	West Marine Decal

**PARTS LIST**

**WEST MARINE WATER TENDER 9.4**

ITEM #	PRODUCT DESCRIPTION
0138	Bow Eye - SS (requires 1)
0237	Stern Eye (requires 2)
11775	Rubrail Gray (requires 22 ft.)
12006	Rivets for Rubrail (requires 8)
12587	Oarlock Sockets - SS (set of 2)
0167	Drain Plug (requires 1)
0206	Pad, Tender Transom
0132	Screws for Pad (requires 13)
11539	Dry Storage Compartment
12052	Screw for Dry Storage Compartment (requires 6)
12834	West Marine decal

**Set of Oars**



**Oar Locks**



**Mooring Cover**



# WARRANTY

**Please call us at 231-733-2725 if you have questions or a problem with your boat. Do not return the boat to the retailer.**

KL Industries, Inc. warrants to the original owner of any KL Industries boat. Any part of the boat that is defective in material or workmanship will be repaired, without charge, at the purchasers' local dealer or at KL Industries.

For personal use, this warranty shall apply for a period of two years on the deck and hull and two years on parts from the date of retail sale. Any warranties from suppliers of component parts supersede KL Industries' warranty. This warranty covers use under normal conditions and does not cover damage caused by accidents, alteration, or misuse.

Freight to and from a local dealer or manufacturing plant is at the owners' expense.

Warranty is not valid unless registration form is returned within 30 days of retail purchase.

**Register online at: [www.klindustries.com](http://www.klindustries.com)**

*Warranty*