



Fire Stopping Intumscent Core • Bonderized Steel • N.F.A.: 86 sq. in. • Rough Opening: 14.5 in. x 18.5 in.



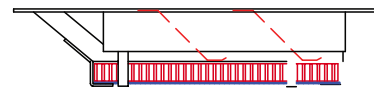
FRONT VIEW



REAR VIEW

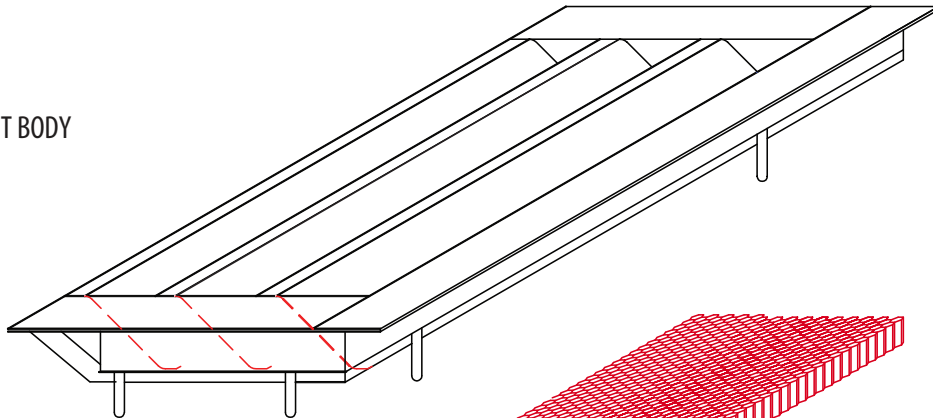


SIDE ELEVATION




END ELEVATION

VENT BODY



**HONEY COMB MATRIX
w/INTUMESCENT COATING**



GALVANIZED MESH

