



# BOSCH

## PRECISION NEVER COMPROMISES

### CUT ABOVE THE REST

The Bosch RA1141 Benchtop Router Table delivers ease of use plus stability, featuring a quick release router mount that attaches and detaches in seconds, with no leveling required. With an easy-to-store folding design, this pre-assembled table features folding legs with accessory storage compartments allowing for easy storage and portability.

#ROUTER  
#ROUTERTABLE


## RA1141




**QUICK RELEASE**  
Router Mount



**PRE-ASSEMBLED**  
Easy-to-store Design



Storage




Dust Port



Bit Height Gauge



Starter Pin & Guard



Featherboards



#### QUICK-RELEASE ROUTER MOUNT

Attaches and detaches router in seconds, with no leveling required



#### EASY-TO-STORE FOLDING DESIGN

Features folding legs with accessory storage compartments allowing for easy storage and portability



#### TALL FENCE

Handles taller stock, and dual featherboards provide additional control while feeding stock across the table



#### MDF TOP AND FACE PLATES

Features smooth, adjustable laminate MDF face plates for better support



#### TWO ADJUSTABLE FEATHERBOARDS

Mounts on the fence or table to guide work



#### STARTER PIN AND GUARD

Helps support the workpiece to allow easier control for routing curved workpieces



#### BIT-HEIGHT GAUGE

Provides easier bit setup and enhanced cut precision

| MODEL  | SURFACE WIDTH | SURFACE DEPTH | DUSTPORT  |
|--------|---------------|---------------|-----------|
| RA1141 | 26 in.        | 16.5 in.      | 2-1/2 in. |

#### USER SCENARIOS

*"I need to make many repetitive cuts accurately."*

*"I need to make the same grooves and dados consistently."*

#### OPTIMAL FOR (TRADES)



CARPENTRY / WOODWORKING

#### BOSCH VALUE

- ▶ MDF Cabinet Option Perfect for DIY and Pro Users
- ▶ Bonus features such as adjustable fence, featherboards, storage, bit height gauge and starter pin/guard.