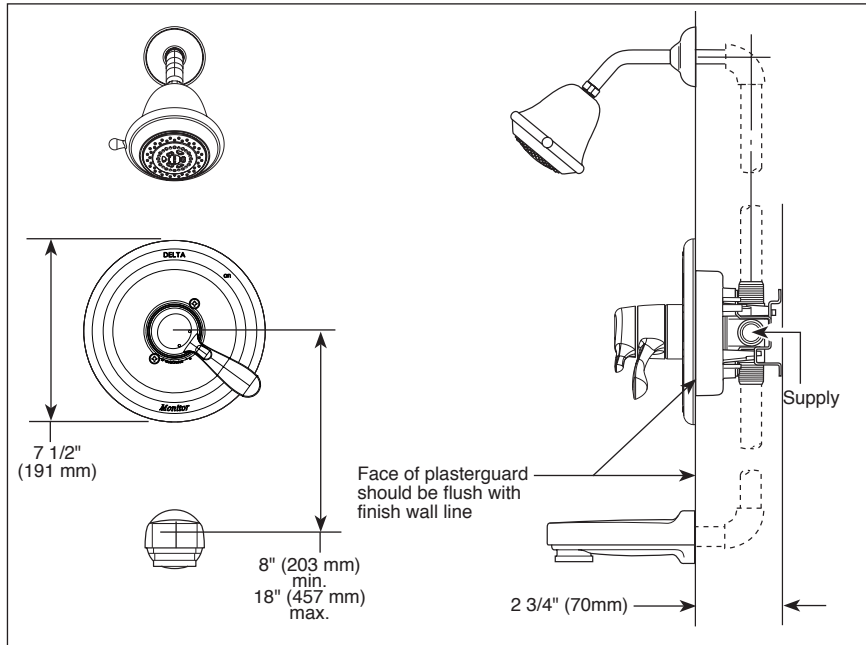
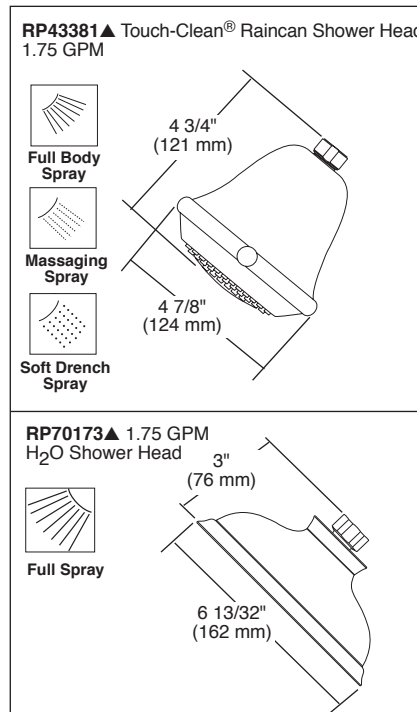
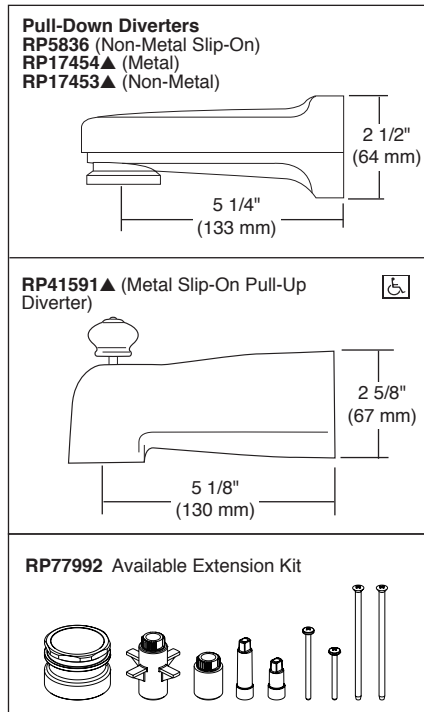


Submitted Model No.: \_\_\_\_\_

Specific Features: \_\_\_\_\_



#### ▲ Designate Proper Finish Suffix



Delta reserves the right (1) to make changes in specifications and materials, and (2) to change or discontinue models, both without notice or obligation. Dimensions are for reference only. See current full-line price book or [www.deltafaucet.com](http://www.deltafaucet.com) for finish options and product availability.

DSP-B-T17030 Rev. J



see what Delta can do<sup>SM</sup>

## TUB AND SHOWER FAUCET TRIM

- Classic Collection
- Shower Only (T17230 Series)
- Tub/Shower (T17430 Series)

### FEATURES:

- Monitor<sup>®</sup> 17 Series pressure balanced bath mixing valve trim
- "H2O" models include H<sub>2</sub>Okinetic<sup>®</sup> Technology shower head

### STANDARD SPECIFICATIONS:

- Maintains a balanced pressure of hot and cold water even when a valve is turned on or off elsewhere in the system
- For use with MultiChoice<sup>®</sup> Universal rough valve body (R10000 Series)
- Back-to-back installation capability
- Solid brass forged body
- Red/Blue indicators on handle
- Lever volume control handle; temperature adjustment dial
- Field adjustable to limit handle rotation into hot water zone
- Maximum dial rotation adjustable between 90° and 180°
- All parts replaceable from the front of the valve
- Maximum 1.75 gpm @ 80 psi, 6.6 L/min @ 550 kPa
- Tub port maximum flow rate 6.2 gpm @ 60 psi with R10000-UNBX
- Shower arm overall horizontal length = 5 1/2" (138 mm), including threaded end
- Models with "SOS" suffix supplied with slip-on spout for 1/2" C.W.T.
- MTS = Metal slip-on spout for 1/2" C.W.T.
- Note: Product will be marked with flow rate of specific shower head
- Stem extension kit RP77992 can be ordered to allow for an additional 1 3/4" wall thickness. RP77992 ships with chrome escutcheon screws. For special finishes also order RP12630 escutcheon screws in desired finish.

### WARRANTY

- Parts and Finish - Lifetime limited warranty; or for commercial purchasers, 10 years for multi-family residential (apartments and condominiums) and 5 years for all other commercial uses, in each case from the date of purchase.
- Electronic Parts and Batteries (if applicable) - 5 years from the date of purchase; or for commercial purchasers, 1 year from the date of purchase. No warranty is provided on batteries.



### COMPLIES WITH:

- ASME A112.18.1 / CSA B125.1
- ASSE 1016
- Indicates compliance to ICC/ANSI A117.1 - Valve control only
- EPA WaterSense<sup>®</sup>

### Delta Faucet Company

55 E. 111th Street, Indianapolis, IN 46280  
350 South Edgeware Road, St. Thomas, ON N5P 4L1  
© 2018 Delta Faucet Company