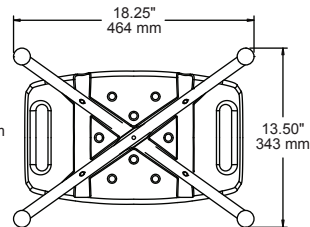
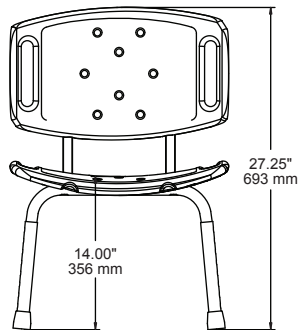
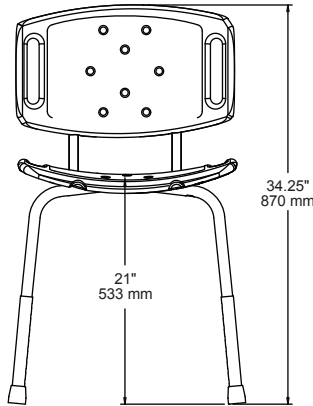


TECHNICAL DATA

Tub & Shower Safety

ADJUSTABLE TUB & SHOWER CHAIR



MATERIALS:

Blow molded polyethylene seat with integral hand grips. Round section legs are constructed of tempered 6063 grade aluminum extrusion. Latch mechanism utilizes stainless steel spring wire with cladded brass snap button over nylon. Legs are adjustable in approximately 1.00" increments. Back is blow molded polyethylene with extruded aluminum round section support bars. Non-slip thermo plastic rubber feet.

SPECIFICATION:

Adjustable tub & shower chair shall be model _____
(fill in model number) by Liberty Hardware® Manufacturing Corporation.