

# Designers Fountain®

Distinctive Lighting

Project:  Date:

Prepared by:

Comments:



## FEATURES

- 5 Year Warranty
- Direct **60W** Incandescent Replacement
- **No Housing Required!!!**
- Energy Savings of up to 80%
- Lumen Maintenance over 70% @ 50,000+ Hours
- Compatible w/Most Triac Phase-Control Dimmers
- No UV/IR Radiation, No Toxic Mercury
- Die-Cast Aluminum Housing

## OPTICS

- Magnetic Interchangeable Trim Rings Available
- Frosted White Lens
- Regressed Reflector

## APPLICATIONS

- Ceiling Installations for General Ambient Lighting in Homes, Offices & Public Facilities
- Retail Store Lighting
- Museums, Galleries, Showrooms
- Hotels, Hospitality Areas
- Hospitals, Clinics, Workrooms
- Corridors, Lobbies, Stairways

## CERTIFICATIONS

- cETLus Listed
- Energy Star Listed for Rebate and Tax Incentive Programs
- California Title 24 Compliant
- Rated for Wet-Locations / Airtight Rated






## TRIM ORDERING OPTIONS

### 4" Easy-Up

MODEL NUMBER	KELVIN (CCT)	WATTS	LUMENS	CRI	TRIM COLOR
EV407941WH27	2700K	11.48	701	91	WHITE MAGNETIC
EV407941WH30	3000K	11.70	724	93	WHITE MAGNETIC
EV407941WH35	3500K	11.53	746	93	WHITE MAGNETIC
EV407941WH40	4000K	11.79	742	92	WHITE MAGNETIC
EV407941WH50	5000K	11.72	789	93	WHITE MAGNETIC

## SPECIFICATIONS

<b>Warranty</b>	5 yrs	<b>Max. Ambient Temp:</b>	45 °C	<b>R9-Value:</b>	50	<b>Beam Angle:</b>	103 °
<b>Expected Life</b>	50,000 hrs	<b>Min. Ambient Temp:</b>	-18 °C	<b>Power Factor:</b>	>0.9	<b>THD:</b>	<20%



# Designers Fountain®

Distinctive Lighting

Project:  Date:

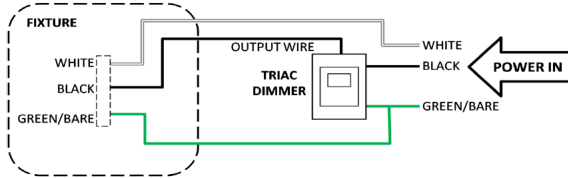
Prepared by:

Comments:

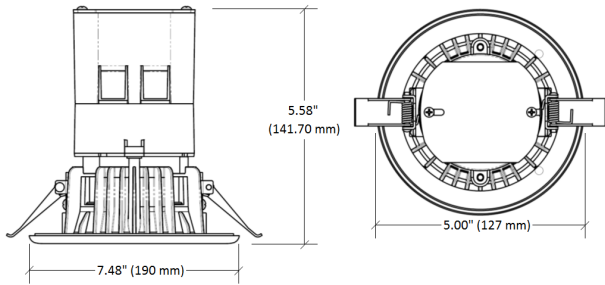
## DIMMING COMPATIBILITY

January 21, 2016 **6730M/6731A/6731F 120 V Triac or phase-cut dimmers**

Brand	Type	Series	Model #	Wiring	Version Code	Max # of Luminaires	Min # of Luminaires For Proper Dimming	Dimming Range
Lutron	C.L.	Ariadni/Toggler C.L.	AYCL-153P	3-Way	T4, T8	14	1	3% - 96%
			TGCL-153P					
		Diva C.L.						
		Skylark C.L.						
		Skylark Contour C.L.						
		Lumea C.L.						
	Maestro C.L.	MACL-153M	3-Way	2014	14	1	5% - 96%	
		MSCV-VP153M	single/multi	T2	14	1	4% - 96%	
		MSCV-OP153M	single/multi					
		MRF2-6CL	NA	M6	14	1	4% - 96%	
Nova T	NTCL-250	single	BR Y02	24	1	4% - 97%		
Grafik T	GT-150	single	T6	14	1	4% - 97%		
RF C.L.	Grafik T RF	GTJ 150	single	M6	14	1	4% - 96%	
Wireless	Caseta	PD-6WCL	NA	SD11	14	1	2% - 96%	
Leviton	Universal Dimmer	Decora	DSL06-1L	3-Way	NA	29	1	21% - 97%
		Iluma Tech	IPL06-10	3-Way	NA	14	1	5% - 97%
		Sureslide	6672-1L	single	NA	14	1	8% - 97%
		Sureslide	6674-P0	3-Way	NA	14	1	5% - 97%



## DIMENSIONS



## PHOTOMETRICS

MANUFACTURER: NEW EARTH LIGHTING, INC.  
 TEST LAB: BEST TEST SERVICE SHENZHEN CO; LTD  
 TEST DATE: 2014-04-17  
 DESCRIPTION: K9Y4WHWH2C27  
 LAMP: K9Y4WHWH2C27  
 LAMP OUTPUT: 1 LAMP, RATED LUMENS/LAMP: 701.9  
 INPUT WATTAGE: 11.5  
 LUMINOUS OPENING: CIRCULAR (DIA: 3.54")  
 MAX CD: 321.1 AT HORIZONTAL: 157.5°, VERTICAL: 1°  
 CUTOFF CLASS: CUTOFF  
 ROADWAY CLASS: TYPE VS  
 EFFICIENCY: 100%

No  
Photo  
Available

ZONE	LUMENS	% LAMP	% LUMINAIRE
0-30	244.1	34.8%	34.8%
0-40	388.2	55.3%	55.3%
0-60	614.1	87.5%	87.5%
60-90	85.8	12.2%	12.2%
70-100	29.4	4.2%	4.2%
90-120	0.6	0.1%	0.1%
0-90	699.9	99.7%	99.7%
90-180	1.9	0.3%	0.3%
0-180	701.8	100%	100%

ZONE	LUMENS	% TOTAL	ZONE	LUMENS	% TOTAL
0-10	30.3	4.3%	90-100	0.1	0%
10-20	86.2	12.3%	100-110	0.2	0%
20-30	127.6	18.2%	110-120	0.2	0%
30-40	144.1	20.5%	120-130	0.3	0%
40-50	130.3	18.6%	130-140	0.3	0%
50-60	95.7	13.6%	140-150	0.3	0%
60-70	56.6	8.1%	150-160	0.2	0%
70-80	24.4	3.5%	160-170	0.2	0%
80-90	4.9	0.7%	170-180	0.0	0%

