


ORIGINAL 3-TIER CEDAR RAISED GARDEN BED | ASSEMBLY INSTRUCTIONS

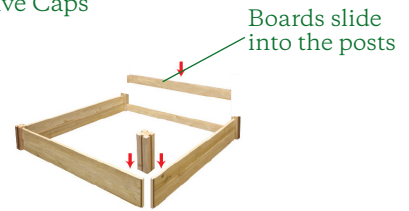
Questions? Email info@greenesfence.com or call 800-622-5510 Monday - Friday 8am-5pm EST

PACKAGE CONTENTS + (8) Screws



1. BUILD A LONG WALL WITH FLAT POSTS

Slide a Flat Post down over both notched ends of a 48in. Board. This forms a wall.
Repeat Step One to complete a second wall.



2. BUILD A FRAME AND FILL WITH SOIL


Place two walls parallel to each other and connect them into a square with two more 48in. Boards. Then add another 48in. Board directly on top of each existing 48in. Board in the frame. Push the Boards down evenly between the tops of the Posts. If needed, tap snugly into place with a rubber mallet. This completes the first tier. Fill with 10 cu. ft. soil.



3. START THE SECOND TIER

Add another 48in. Board to one side of the frame to start the back or tallest wall. All Posts are designed with an additional gap at the top so Beds can be stacked. Slide a Flat Post down over each notched end of the Board, and add a second 48in. Board on top of the first.

Slide one 30in. Board down into each of the Flat Posts that were just added, directly on top of the 48in. Boards from the first tier. Add a Track Post to the other end of each of the 30in. Boards, making sure that the notched end of the post is on the bottom.



4. ADD BOARDS TO THE SECOND TIER AND FILL FRAME WITH SOIL

Add one more 30in. Board on each side, and two 48in. Boards down between the Track Posts to complete the second tier. Fill with 6 cu. ft. soil



5. BUILD THE THIRD TIER AND ATTACH DECORATIVE CAPS

Using 48in. Boards and 15in. Boards, repeat Steps Three and Four to add the third tier on top of the second. Fill with 3 cu. ft. soil. Attach each Decorative Cap to a Post with a screwdriver and one Screw. We recommend drilling a pilot hole first for each Screw.



INSTALLATION SUPPORT

[youtube.com/greenesfence](https://www.youtube.com/greenesfence)

NEED HELP?

Contact customer service
instead of returning item to store.
800-622-5510 M-F 8-5
info@greenesfence.com



MADE
IN
USA