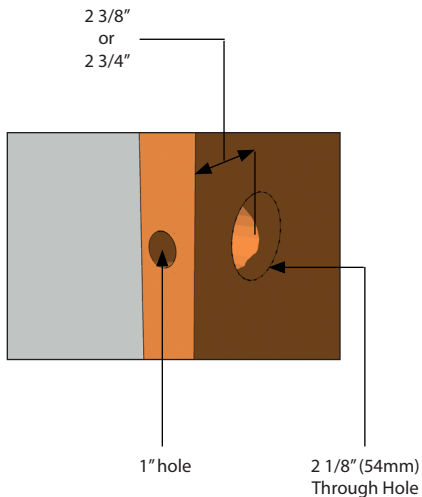


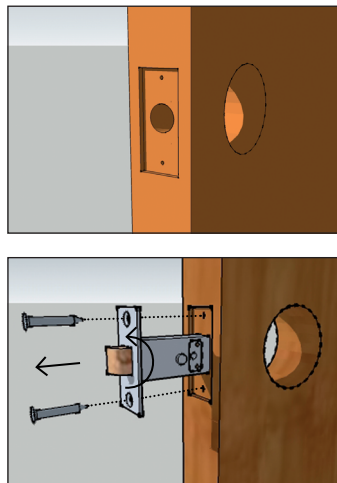
# FITTING INSTRUCTIONS FOR PASSAGE AND PRIVACY SETS

1



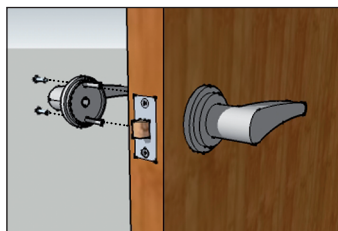
Refer to template.

2



Slide latch into the door with threaded stud to privacy version facing inside. The curved side of the latchbolt must face door frame. If needed the latchbolt can be reversed by pulling bolt out, rotating one half turn and releasing.

3



Secure with bolt through fixings.

4

