


HWB1BLE40AWH

- Control your lights from anywhere in the world.
- Light must be installed and paired before starting.



What does the Bridge do?

The Bridge creates a secure private connection between your local HALO Home network and the HALO Home cloud service through your Wi-Fi router. With the Bridge you will be able to control and manage your HALO Home devices from anywhere using your mobile device or web browser, as well as control your lights using Amazon Alexa.



Before Bridge Setup

Download the HALO Home app and claim at least one installed and powered HALO Home light fixture before installing the Bridge.

1 Bridge Setup

1. Make sure the Bridge is within 5 to 40 feet from the Wi-Fi router you want to connect it to, and no more than 70 feet from the nearest HALO Home device.
2. Plug the Internet Access Bridge into a 100-240V socket.
3. Wait at least 2 minutes for the Bridge to initialize. You will be ready to continue once the Blue and Green indicator lights are blinking.

Note: Sometimes it may help to move a HALO Home device closer to the Bridge and the Bridge closer to the Wi-Fi router for setup.



What do the lights mean?


Flashing Green	Your bridge is not connected to your Wi-Fi network.
Flashing Blue	Your bridge is not claimed to your HALO Home account.
Solid Green	Your bridge is connected to your Wi-Fi networks.
Solid Blue	Your bridge is connected to your HALO Home account.

HALO Home Quick Start Guide - Smart Internet Access Bridge

2 Adding the smart internet access bridge to the APP

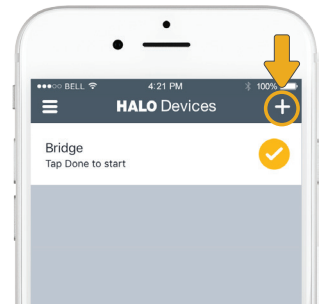
- Open to the HALO Home app.
- Press the “☰” menu button in the upper left and navigate to “**Controllers**”
- Tap the “+” icon to go to the add device screen.

IMPORTANT: You will need to have at least one HALO Home device already claimed and powered before you connect the Bridge.



3 Select your Bridge from the list of available devices and press “Done”

Note: This will automatically begin the Wi-Fi connection process.



4 Choose your preferred Wi-Fi network in the app. Enter your Wi-Fi network password to complete the setup.

Note: Your Wi-Fi network password and your HALO Home password may be different.

Having trouble?

There are two ways to reset your Bridge. You can either reboot it or perform a reset.

Reboot:

Press the button on the Bridge for 5 seconds to reboot the Bridge. This will reconnect your Bridge to your Wi-Fi network.

Reset:

Want to start over? Press the reset button for 15 to 20 seconds.

On a successful reset, you will see the Blue LED blinking, indicating the Bridge is ready to be claimed again.

If you do not see any change in the Blue LED, just unplug the Bridge and plug it back into the power outlet to perform a power cycle. After around 2 minutes you will see the Blue LED blinking and you can claim the Bridge back to your account.



For additional support go to eaton.com/HALOhome

HALO Home Quick Start Guide - Smart Internet Access Bridge

FCC

This equipment has been tested and found to comply with the limits for a Class B digital device, pursuant to part 15 of the FCC Rules. These limits are designed to provide reasonable protection against harmful interference in a residential installation. This equipment generates, uses and can radiate radio frequency energy and, if not installed and used in accordance with the instructions, may cause harmful interference to radio communications. However, there is no guarantee that interference will not occur in a particular installation. If this equipment does cause harmful interference to radio or television reception, which can be determined by turning the equipment off and on, the user is encouraged to try to correct the interference by one or more of the following measures:

- Reorient or relocate the receiving antenna.
- Increase the separation between the equipment and receiver.
- Connect the equipment into an outlet on a circuit different from that to which the receiver is connected.
- Consult the dealer or an experienced radio/TV technician for help.

This device complies with FCC radiation exposure limits set forth for an uncontrolled environment. This equipment must be installed and operated in accordance with provided instructions and the antenna(s) used for this transmitter must be installed to provide a separation distance of at least 20 cm from all persons.

This device complies with Part 15 of the FCC Rules. Operation is subject to the following two conditions:

- (1) this device may not cause harmful interference, and
- (2) this device must accept any interference received, including interference that may cause undesired operation.

CAUTION!

Any changes or modifications not expressly approved by the party responsible for compliance could void the user's authority to operate the equipment.

Bluetooth

The Bluetooth® word mark and logos are registered trademarks owned by Bluetooth SIG, Inc. and any use of such marks by Eaton is under license. Other trademarks and trade names are those of their respective owners.

Industry Canada

This device complies with Industry Canada's licence-exempt RSSs. Operation is subject to the following two conditions:

- (1) This device may not cause interference; and
- (2) This device must accept any interference, including interference that may cause undesired operation of the device.

Le présent appareil est conforme aux CNR d'Industrie Canada applicables aux appareils radio exempts de licence. L'exploitation est autorisée aux deux conditions suivantes :

- (1) l'appareil ne doit pas produire de brouillage, et
- (2) l'utilisateur de l'appareil doit accepter tout brouillage radioélectrique subi, même si le brouillage est susceptible d'en compromettre le fonctionnement.

The device meets the exemption from the routine evaluation limits in section 2.5 of RSS 102 and compliance with RSS-102 RF exposure, users can obtain Canadian information on RF exposure and compliance.

Le dispositif rencontre l'exemption des limites courantes d'évaluation dans la section 2.5 de RSS 102 et la conformité à l'exposition de RSS-102 rf, utilisateurs peut obtenir l'information canadienne sur l'exposition et la conformité de rf.

This transmitter must not be co-located or operating in conjunction with any other antenna or transmitter. This equipment should be installed and operated with a minimum distance of 20 centimeters between the radiator and your body.

Cet émetteur ne doit pas être Co-placé ou ne fonctionnant en même temps qu'aucune autre antenne ou émetteur. Cet équipement devrait être installé et actionné avec une distance minimum de 20 centimètres entre le radiateur et votre corps.

5-Year Limited Warranty

THE FOLLOWING WARRANTY IS EXCLUSIVE AND IN LIEU OF ALL OTHER WARRANTIES, WHETHER EXPRESS, IMPLIED OR STATUTORY INCLUDING, BUT NOT LIMITED TO, ANY WARRANTY OF MERCHANTABILITY OR FITNESS FOR ANY PARTICULAR PURPOSE.

Eaton warrants to customers that, for a period of five years from the date of purchase, Eaton products will be free from defects in materials and workmanship. The obligation of Eaton under this warranty is expressly limited to the provision of replacement products. This warranty is extended only to the original purchaser of the product. A purchaser's receipt or other proof of date of original purchase acceptable to Eaton. This is required before warranty performance shall be rendered. This warranty does not apply to Eaton products that have been altered or repaired that have been subjected to neglect, abuse, misuse or accident (including shipping damages). This warranty does not apply to products not manufactured by Eaton which have been supplied, installed, and/or used in conjunction with Eaton products. Damage to the product caused by replacement bulbs or corrosion or discoloration of brass components are not covered by this warranty.

LIMITATION OF LIABILITY:

IN NO EVENT SHALL EATON BE LIABLE FOR SPECIAL, INDIRECT, INCIDENTAL, OR CONSEQUENTIAL DAMAGES (REGARDLESS OF THE FORM OF ACTION, WHETHER IN CONTRACT, STRICT LIABILITY, OR IN TORT INCLUDING NEGLIGENCE), NOR FOR LOST PROFITS; NOR SHALL THE LIABILITY OF EATON FOR ANY CLAIMS OR DAMAGE ARISING OUT OF OR CONNECTED WITH THESE TERMS OR THE MANUFACTURE, SALE, DELIVERY, USE, MAINTENANCE, REPAIR OR MODIFICATION OF EATON PRODUCTS, OR SUPPLY OF ANY REPLACEMENT PARTS THEREFORE, EXCEED THE PURCHASE PRICE OF EATON PRODUCTS GIVING RISE TO A CLAIM. NO LABOR CHARGES WILL BE ACCEPTED TO REMOVE OR INSTALL FIXTURES.

To obtain warranty service, please contact Eaton, at 1-800-334-6871, press option 2 for Customer Service, or via e-mail ConsumerProducts@eaton.com and include the following information:

- Name, address and telephone number
- Date and place of purchase
- Catalog and quantity purchase
- Detailed description of problem

All returned products must be accompanied by a Return Goods Authorization Number issued by the Company and must be returned freight prepaid. Any product received without a Return Goods Authorization Number from the Company will be refused. Eaton is not responsible for merchandise damaged in transit. Repaired or replaced products shall be subject to the terms of this warranty and are inspected when packed. Evident or concealed damage that is made in transit should be reported at once to the carrier making the delivery and a claim filed with them. Reproductions of this document without prior written approval of Eaton are strictly prohibited.

Changes or modifications not expressly approved by the party responsible for compliance could void the user's authority to operate the equipment.

NOTE: THE MANUFACTURER IS NOT RESPONSIBLE FOR ANY RADIO OR TV INTERFERENCE CAUSED BY UNAUTHORIZED MODIFICATIONS TO THIS EQUIPMENT. SUCH MODIFICATIONS COULD VOID THE USER'S AUTHORITY TO OPERATE THE EQUIPMENT.



Eaton
1121 Highway 74 South
Peachtree City, GA 30269
P: 770-486-4800
www.eaton.com/connectedlighting
For service or technical assistance:
1-800-553-3879

Canada Sales
5925 McLaughlin Road
Mississauga, Ontario L5R 1B8
P: 905-501-3000
F: 905-501-3172

© 2018 Eaton
All Rights Reserved
Printed in USA
Publication No. IB518168EN
July 23, 2018 9:12 AM

Eaton is a registered trademark.
All other trademarks are property
of their respective owners.
Product availability, specifications,
and compliances are subject to
change without notice.