

## DESCRIPTION

- Includes handshower, hose and bracket
- Various finishes identified by suffix
- 60" double interlock spiral chrome hose (metal) - Chrome and spot resist brushed nickel finishes only
- 1/2" IPS connection


## OPERATION

- Five functions
- Rotate outer ring to select function
- Pause/trickle button allows to momentarily pause the handshower flow at a push of a button

## FLOW

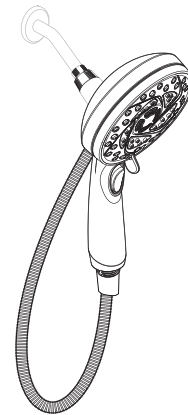
- Designed to deliver 1.75 gpm (6.6 L/min) MAX at 80 psi  
*(for models manufactured after 3/1/18)*
- Designed to deliver 2.0 gpm (7.6 L/min) MAX at 80 psi  
*(for models manufactured before 3/1/18)*

## STANDARDS

- Third party certified at WaterSense®, ASME A112.18.1/CSA B-125.1, and all applicable specifications referenced therein
- Products marked with 1.75 gpm are compliant with California water efficiency regulations
- ADA  compliant

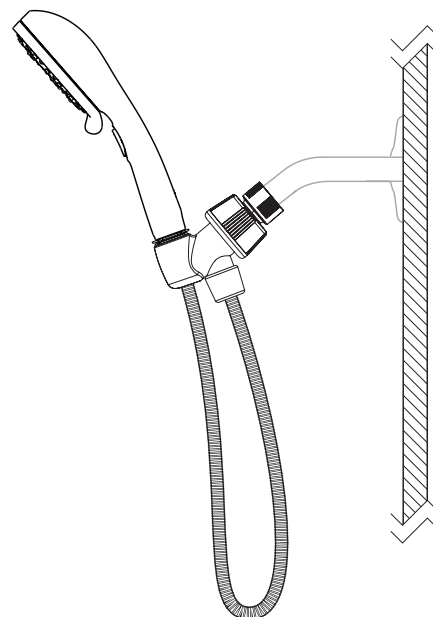
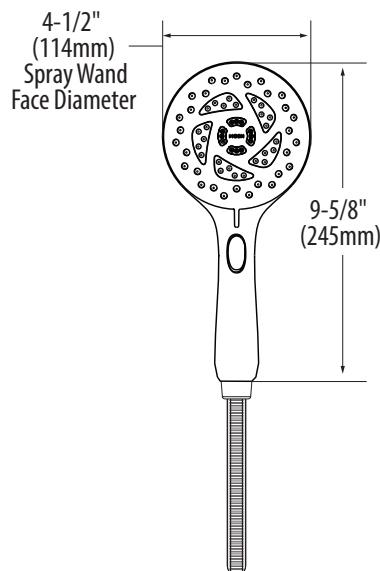
## WARRANTY

- Lifetime limited warranty against leaks, drips and finish defects to the original homeowner
  - 10 year limited warranty when used in a multifamily installation
  - 5 year limited warranty when used in a commercial installation
- Visit [www.moen.com/support](http://www.moen.com/support) for complete details and limitations



**Propel™**  
**5-Function Handshower**  
**with Bracket and Hose**

**Models:** 26040 series



## CRITICAL DIMENSIONS

(DO NOT SCALE)