

ALPINE

REQUIRED HARDWARE

(Not Included)



(3 lbs) 2-1/2" screws



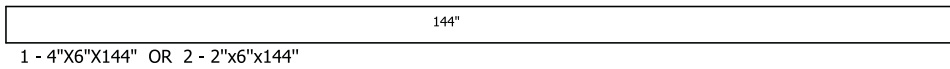
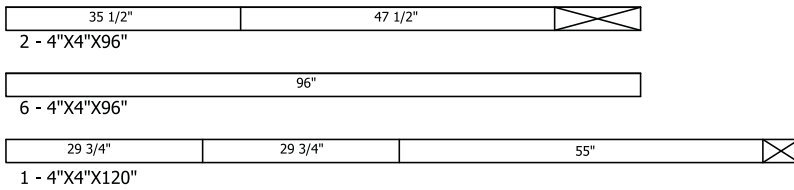
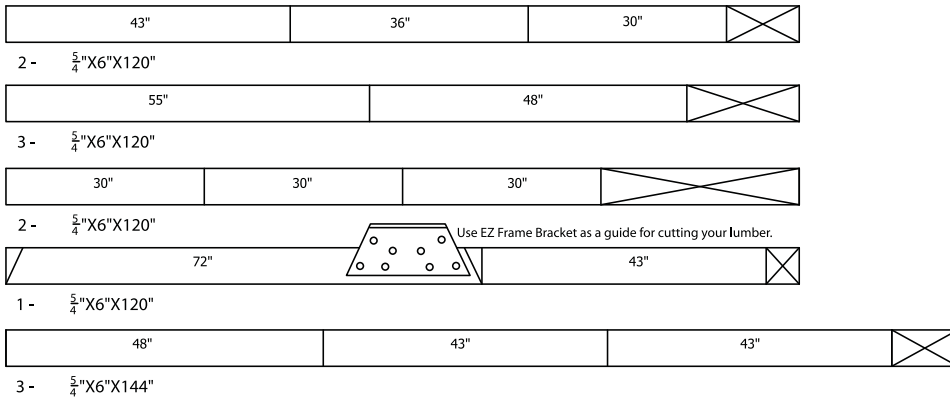
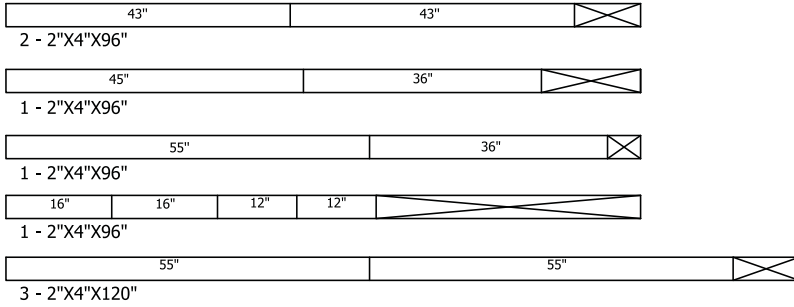
(1 lb) 2" screws



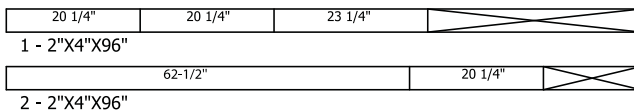
(1 lb) 1-1/4" screws

ALPINE

- 5 - 2"x4"x96"
- 3 - 2"x4"x120"
- 8 - 5/4"x6"x120"
- 3 - 5/4"x6"x144"
- 8 - 4"x4"x96"
- 1 - 4"x4"x120"
- 1 - 4"x6"x144"
- or
- 2 - 2"x6"x144"
- OPTIONAL LADDER
- 3 - 2"x4"x96"



OPTIONAL LADDER





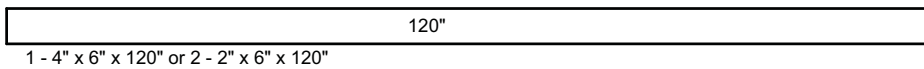
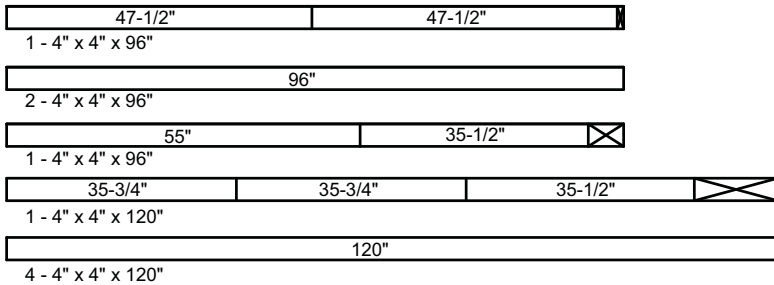
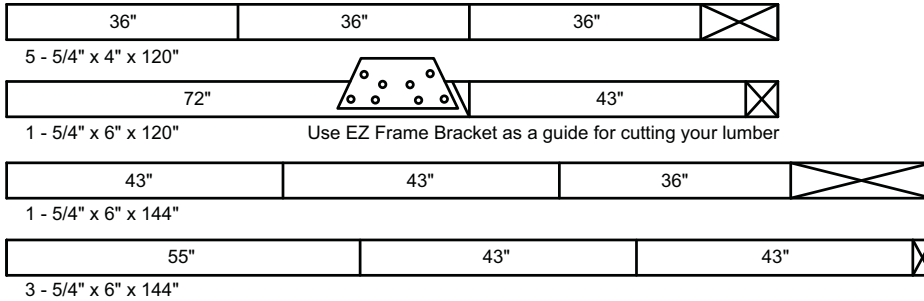
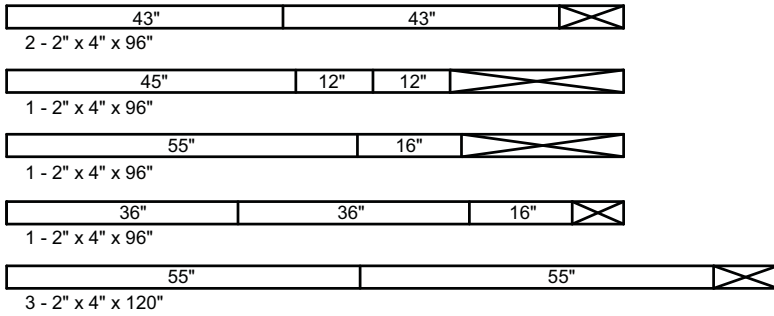
PROJECT 613

PROJECT 613

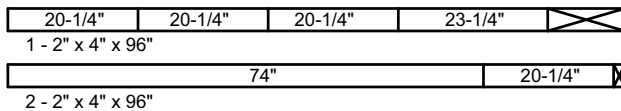
- 5 - 2" x 4" x 96"
- 3 - 2" x 4" x 120"
- 6 - 5/4" x 6" x 120"
- 4 - 5/4" x 6" x 144"
- 4 - 4" x 4" x 96"
- 5 - 4" x 4" x 120"
- 1 - 4" x 6" x 144"
- or
- 2 - 2" x 64" x 144"

OPTIONAL LADDER

- 3 - 2" x 4" x 96"



OPTIONAL LADDER



PROJECT 614



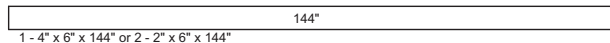
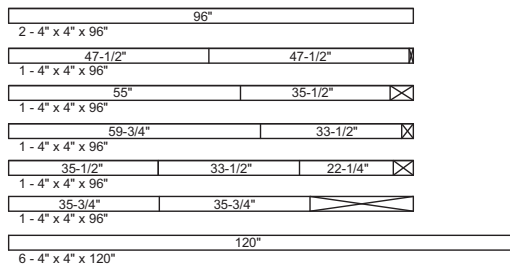
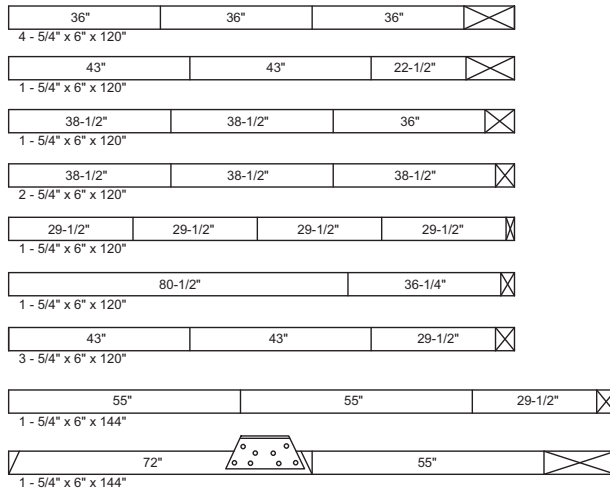
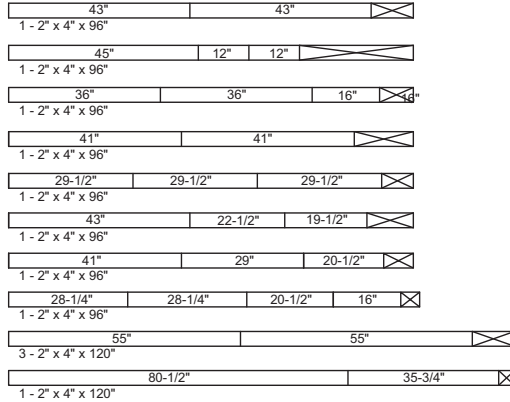
PROJECT 614

8 - 2" x 4" x 96"
 4 - 2" x 4" x 120"
 13 - 5/4" x 6" x 120"
 2 - 5/4" x 6" x 144"
 7 - 4" x 4" x 96"
 6 - 4" x 4" x 120"
 1 - 4" x 6" x 144"

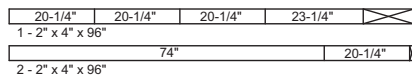
or
 2 - 2" x 64" x 144"

OPTIONAL LADDER

3 - 2" x 4" x 96"



OPTIONAL LADDER



PROJECT 615

ALPINE 615 PROJECT LUMBER LIST

THIS LIST IS IN ADDITION TO LUMBER REQUIRED BY PROJECT 613

(3) 2" x 4" x 8'

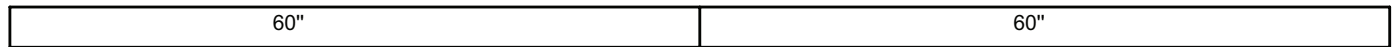
(2) 2" x 4" x 10'

(3) 5/4" x 6" x 10'

ALPINE ROCK WALL LUMBER



(1) 2" x 4" x 96"



(1) 2" x 4" x 120"




(3) 5/4" x 6" x 120"


ALPINE TURBO LUMBER



(1) 2" x 4" x 96"



(1) 2" x 4" x 96"



(1) 2" x 4" x 120"