

Fighting the Storm...

with Three Easy Manual Emergency Power Solutions.



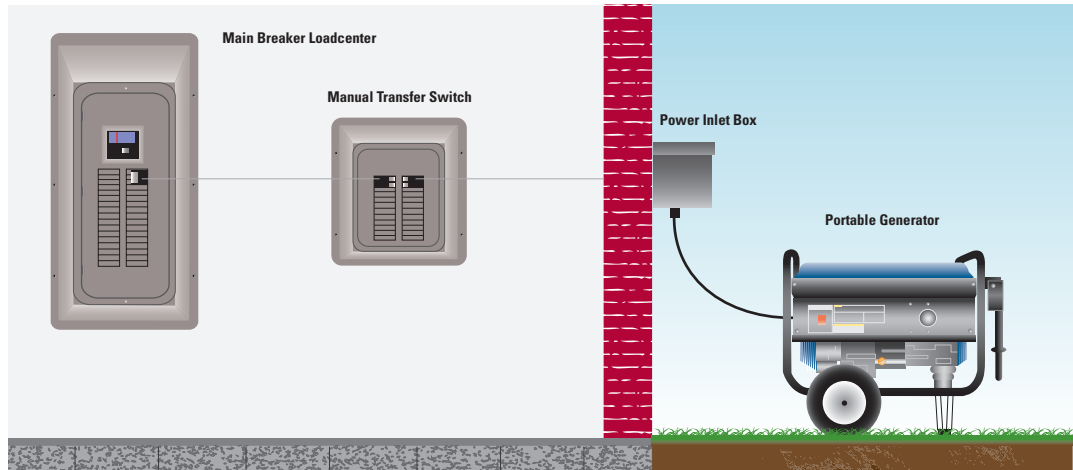
Homeowner value:

- High level of safety and comfort.
- Simple step process to retain power.
- No extension cords required.

Manual Emergency Power Solutions

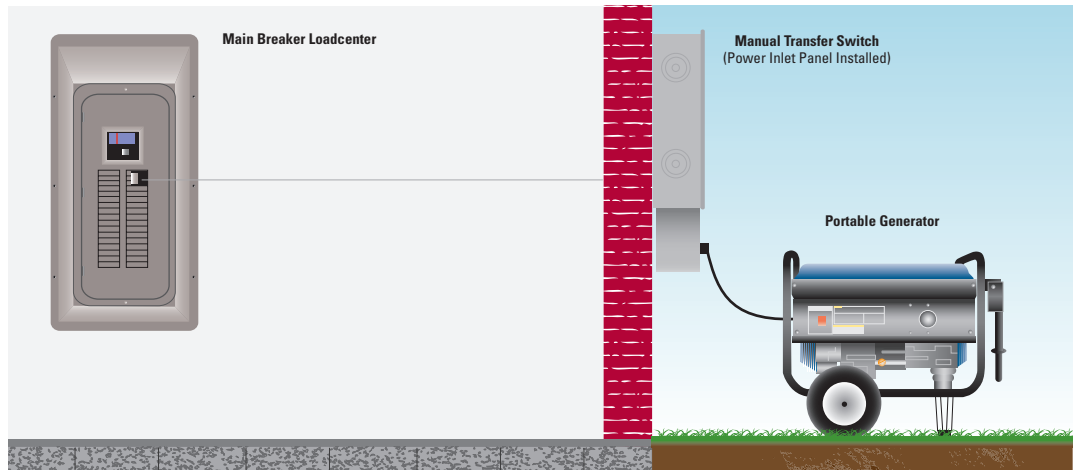
Manual Transfer Switch

- Connect power cord to generator and power inlet box.
- Start generator.
- On transfer switch panel, turn on generator breaker and turn off utility breaker (breakers are mechanically interlocked).



Emergency Generator Panel

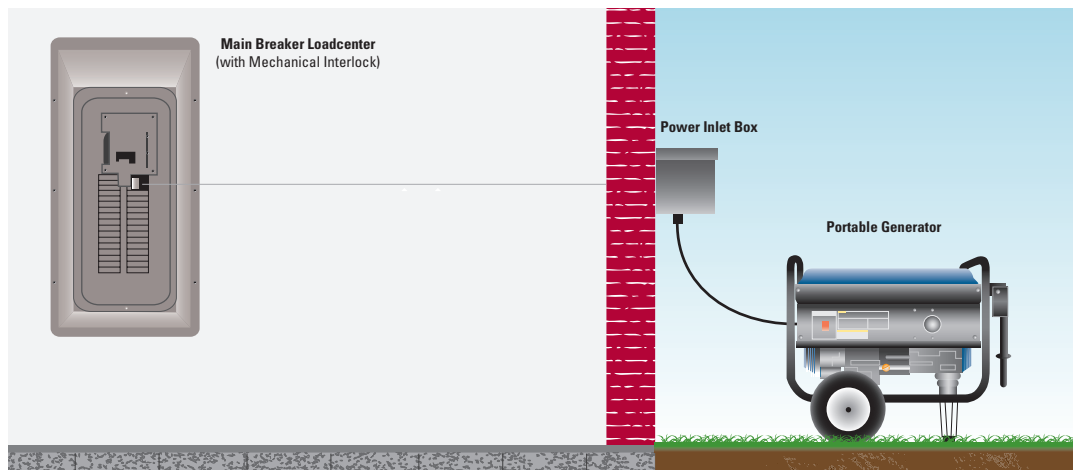
- Connect power cord to generator and power inlet box.
- Start generator.
- On transfer switch panel, turn on generator breaker and turn off utility breaker.



Mechanical Interlock*

- Turn off all branch breakers.
- Connect power cord to generator and power inlet box.
- Start generator.
- Turn off utility main / turn on generator breaker.
- Turn on appropriate branch breakers.

* Also available in Meter Breaker



Eaton Corporation
Electrical Sector
1111 Superior Ave.
Cleveland, OH 44114
United States
877-ETN-CARE (877-386-2273)
Eaton.com

© 2009 Eaton Corporation
All Rights Reserved
Printed in USA
Publication No. PA00405004E
December 2009



All other trademarks are property of their respective owners.