

## CARE AND MAINTENANCE

Wipe clean with a soft, dry cloth only. Do not Use Wet or Mild Cloth / Cleaner.

## NOTICE

\* Please make sure that you have all parts indicated before you begin assembly of this item

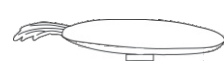
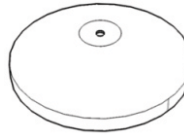
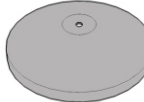



\* This item should be assembled on a soft surface to prevent scratching the finish during assembly

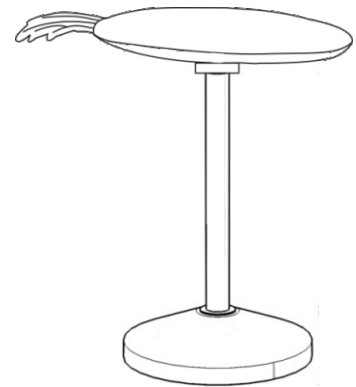
\* This item may require periodic tightening.

SAFAVIEH  
FURNITURE

Model# ACC4602

Product Dimensions: 19.0"L \* 10.5" W \* 22.5" H

Piece	Description	Picture	Quantity
A	Top Aluminum Tray		1 X 1
B	Bottom Sheet Base		1 X 1
C	Bottom Loader Base		1 X 1
D	Middle Pipe		1 X 1
E	Threaded Bolts (D-16 mm X H-25 mm)		1 X 1
F	Hardware (L-Key) (L-80 mm X H-30 mm)		1 X 1



**Warning : Do not stand on table**  
**Warning : Do not over torque bolts**

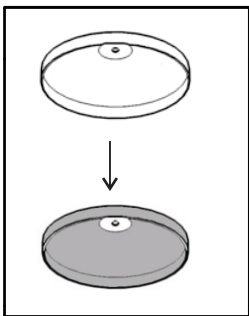


## PREPARATION

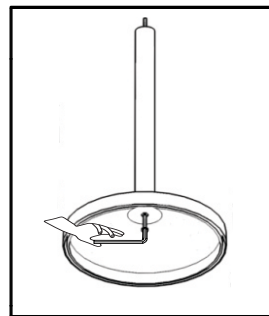
Before beginning assembly of product, make sure all parts are present. Compare parts with package contents list and hardware contents list.

If any part is missing or damaged, do not attempt to assemble the product.

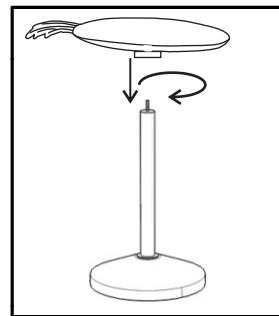
Estimated Assembly Time: 5 minutes.



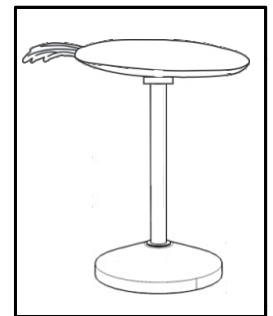
Step 1  
Keep (B) over base (C)



Step 2  
Now put (D) over center hole of (B) and screw threaded bolt (E) by underneath of (C)



Step 3  
Now keep (A) over upper of threaded stud (D) then do full tight (A) clockwise



Step 4  
Final Product