




Installation Instructions

2 Ft. - 15 Ft. Planter Boxes



General Information

Congratulations on your purchase of the Bloomz Box - Fiberglass Planter Box. Before you begin planting, please refer to the parts list to ensure all materials have been received. If anything is missing, contact Outdoor Distinctions at www.outdoordistinctions.com or 844.345.2424 to receive parts.


These instructions are for a typical planter box installation such as placement on the ground or ledge, attached to a wall, or hung on a railing. If attaching the planter box, we recommend a licensed contractor or qualified person install the Bloomz Box.

Parts Included with this Product

<u>Item</u>	<u>Quantity</u>	<u>Description</u>
A.	1	Planter Box
B.	1	Micro-Mesh Mat
C.	2	Hanger Brackets (Quantity may vary based on length)
D.	2	Mounting Bolts (Quantity may vary based on length)

Material and Tools Required or Optional (Opt.)

- Potting Soil
- Tape Measure (Opt.)
- Level (Opt.)
- Wrench or 9/16 Socket (Opt.)
- Stud Finder (Opt.)
- 3/8 Lag Shield 2 1/2" L (Opt.)
- Pencil (Opt.)
- Power Drill (Opt.)
- 1/4 Wood Drill Bit (Opt.)
- 3/8 Masonry Drill Bit (Opt.)
- Hammer (Opt.)





Installation Instructions

2 Ft. - 15 Ft. Planter Boxes



Read each step thoroughly prior to installing:

First Step: Determine location

Ground or Ledge - Place where appropriate.

***Railing** - Requires optional railing hanger brackets, visit www.outdoordistinctions.com for brackets.

Hanging - Use included hanger brackets and bolts for wall mount. *Note: It is recommend a licensed contractor or qualified person install the Bloomz Box.*

- 1) Using a Stud Finder locate and mark the wall studs. If installing into masonry, studs may be hard to locate.
- 2) Using a level, mark each hole 2 1/4 inches below the top of the planter box on the studs. Try to position mounting brackets evenly to spread out the planter box weight on corresponding studs. Example: 3 ft. length would be positioned roughly 12 inches from each end.
- 3) **Wood Installation** - To insure proper depth, mark a 1/4" wood drill bit with tape 3 inches from the end of the drill. Using a power drill, drill hole to proper depth.
Masonry Installation - To insure proper depth, mark a 3/8" masonry drill bit with tape 3 inches from the end of the drill. Using a power drill, drill hole to proper depth.
- 4) **Wood Installation** - Using a wrench or 9/16 socket wrench insert Lag Screw (D) through Hanger Bracket (C) hole. Secure bracket to wall with outward bend at the top and bottom portion of bracket with the hole is flush to the wall.
Masonry Installation - Insert 3/8 inch 2 1/2" Lag Shield into holes (not included), slight tap with hammer may be required. Using a wrench or 9/16 socket wrench insert Lag Screw (D) through Hanger Bracket (C) hole and into Lag Shield. Secure bracket to wall with outward bend at the top and bottom portion of bracket with the hole is flush to the wall.

Second Step: Prepare Bloomz Box


- 1) Place Micro-Mesh Mat (B) in bottom of Planter Box (A).
- 2) Select your favorite potting soil and fill the inside of the planter box 3/4 full. *Note: Insert or filler material is not required as the Micro-mesh mat retains soil and as excess water passes through it the convex base channels water to the side drain holes.*
- 3) Insert desired plants and cover exposed roots with additional potting soil.
- 4) Hang or place the Bloomz Box into position and water accordingly.

Congratulations on a job well done! Over the next few weeks the container garden will flourish and with the right amount of water, light, fertilizer, and TLC your neighbors will be envious.

Thank you for purchasing the Bloomz Box from Outdoor Distinctions.



Use and Care Planter Box



Use and Care

Your Bloomz Box will provide years of maintenance free use under normal conditions. The materials used will withstand many years of normal weathering with no additional finishing required. However, dirt and acids from rain may discolor or dirty the finish. If cleaning is desired use mild detergent.

To change the color or freshen the appearance, the Bloomz Box can be painted with an exterior oil based paint as the material is a fiberglass. Prep product according to paint manufacturer recommendations.

We are confident you will have years of enjoyment with your Bloomz Box. Please shop our complete line of outdoor living products on our website: outdoordistinctions.com.



WARNING Statement

Planter Box




The following Warning Statements must be reviewed and followed to avoid injury or property damage. Save these instructions for future reference. If you are installing and assembling this unit for someone else, give these instructions to them to read and save for future reference.



- ⇒ **Improper installation, adjustment, alteration service or maintenance can cause injury or property damage.**
- ⇒ **Read the installation and use and care instructions thoroughly before installing this product.**
- ⇒ **Failure to follow these instructions could result in property damage, personal injury or death.**

- Planter Box product is meant to be installed per manufacturer installations instructions. Any deviation from the written instructions could cause bodily injury or death.
- Attaching product to an existing structure must be constructed by national building code standards and be secure.
- Product was designed and manufactured to tolerate their own weight with potting soil and plants only.
- When hanging or attaching product, ensure all connections are secure and can withstand unfavorable weather conditions.
- Always use care when operating power tools and follow manufacturer recommendations.
- California Residents (Proposition 65) : This product can expose you to chemicals which are known to the State of California to cause cancer, birth defects or other reproductive harm.

 **WARNING:** This product can expose you to chemicals including styrene, which is known to the State of California to cause cancer and birth defects or other reproductive harm. For more information go to www.P65Warnings.ca.gov.



Warranty Planter Box



Original Owners Limited Warranty for Outdoor Distinctions, LLC Planter Box Products

COVERED BY THIS LIMITED WARRANTY:

Outdoor Distinctions, LLC (hereinafter Outdoor Distinctions) warrants to the original purchaser and not any other purchaser, or subsequent owner, that its Planter Box Product (“Product”) is free from defects in material and workmanship including severe splitting and corrosion resulting in a loss of Product’s structural integrity for a period of one (1) year from date of purchase. The original purchase receipt is required as proof of purchase. This limited warranty applies to Product constructed entirely of components manufactured and/or supplied by Outdoor Distinctions and not combined with any other components and installed according to Outdoor Distinctions Installation Instructions for Product.

OUTDOOR DISTINCTIONS’S SOLE OBLIGATION UNDER THIS LIMITED WARRANTY IS TO REPLACE THE DEFECTIVE PRODUCT OR COMPONENT THEREOF WITH A NEW OR REFURBISHED PRODUCT OR COMPONENT THEREOF, AFTER OUTDOOR DISTINCTIONS DETERMINES THAT A DEFECT IN MATERIAL OR WORKMANSHIP IS COVERED BY THE LIMITED WARRANTY.

OWNERSHIP OF LIMITED WARRANTY:

This limited warranty is nontransferable and can only be enforced by the original purchaser.

NOT COVERED BY THIS LIMITED WARRANTY:

Damage from normal wear and tear, expected weathering of product due to but not limited to exposure to vapor or acid rain, chalking, mildew, exposure to harmful chemicals, faulty or improper use and/or installation, settlement or failure of any structure on which the product(s) is installed, settlement or soil movement, misuses, abnormal or improper use, accident, alteration, neglect, abuse, abrasion, cosmetic cracks, air pollutants, improper service or installation, impact of foreign objects, or damage caused by flood, wind, hail, lightning, fire, or acts of God are not covered by this limited warranty.

GENERAL CONDITIONS AND EXCLUSIONS:

THE LIMITED WARRANTY DOES NOT INCLUDE THE COST OF LABOR TO INSTALL THE REPLACEMENT PRODUCT OR COMPONENTS, DELIVERY CHARGES, SALES TAX OR ANY OTHER CHARGES. INSTALLATION OF THE REPLACEMENT PRODUCT OR COMPONENTS INCLUDING ANY COST RELATING THERE TO IS THE RESPONSIBILITY OF THE ORIGINAL PURCHASER. OUTDOOR DISTINCTIONS DOES NOT PROVIDE INSTALLATION SERVICES OR LABOR.

THIS LIMITED WARRANTY IS THE SOLE WARRANTY FOR THIS PRODUCT. ANY OTHER WARRANTY, EITHER VERBAL OR WRITTEN (INCLUDING BUT NOT LIMITED TO ANY VERBAL OR WRITTEN WARRANTIES BY ANY OTHER PERSON OR AGENT), REGARDING THE PRODUCT IS SUPERCEDED BY THIS LIMITED WARRANTY.

EXCEPT TO THE EXTENT PROHIBITED BY APPLICABLE LAW, ANY IMPLIED WARRANTY FOR THIS PRODUCT, INCLUDING WITHOUT LIMITATION, THE IMPLIED WARRANTY OF MERCHANTABILITY AND THE IMPLIED WARRANTY OF FITNESS FOR A PARTICULAR



Warranty Planter Box



PURPOSE IS LIMITED IN DURATION TO THE ONE (1) YEAR TERM OF THIS LIMITED WARRANTY.

IN NO EVENT SHALL OUTDOOR DISTINCTIONS BE LIABLE FOR ANY CONSEQUENTIAL, SPECIAL, OR INCIDENTAL DAMAGES ARISING OUT OF OR CONNECTED WITH THE PURCHASE OR USE OF THIS PRODUCT OR FOR ANY BREACH OF THIS LIMITED WARRANTY.

SOME STATES DO NOT ALLOW LIMITATIONS ON HOW LONG AN IMPLIED WARRANTY LASTS SO THE ABOVE PROVISION MAY NOT APPLY TO YOU. SOME STATES DO NOT ALLOW THE EXCLUSION OR LIMITATION OF INCIDENTAL OR CONSEQUENTIAL DAMAGES, SO THE ABOVE LIMITATION OR EXCLUSION MAY NOT APPLY TO YOU. THIS LIMITED WARRANTY GIVES YOU SPECIFIC LEGAL RIGHTS, AND YOU MAY HAVE OTHER RIGHTS THAT VARY FROM STATE TO STATE. THIS LIMITED WARRANTY IS APPLICABLE ONLY TO PRODUCT PURCHASED AND USED WITHIN THE UNITED STATES.

HOW YOU CAN GET SERVICE:

If you discover a potential warranty issue in relation to your Product during the limited warranty period, please contact Outdoor Distinctions Customer Service at (844) 345-2424. After having a reasonable time to review the original purchase receipt and the potential warranty issue, which may, at Outdoor Distinction's option, include inspection and/or return of the Product or inspection of photographs of the Product, Outdoor Distinctions will determine whether the potential warranty issue is covered by this limited warranty. In the event of replacement under the terms of this limited warranty, the original limited warranty shall apply to the replacement Product/component and said Product/component shall be covered by this limited warranty for the time remaining on the period of one (1) year from the date of original purchase.