

CARE AND MAINTENANCE

Spot clean using a mild water-free solvent. Only a professional cleaner should undertake a complete overall cleaning.

The use of steam or water-based cleaners may cause excessive shrinking or staining.



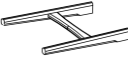







NOTICE

* Please make sure that you have all parts indicated before you begin assembly of this item

* This item should be assembled on a soft surface to prevent scratching the finish during assembly

* This item may require periodic tightening.

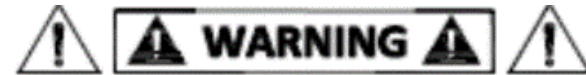
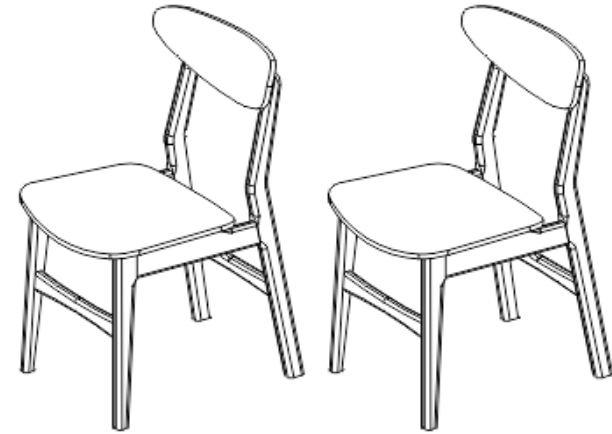
Part List and Hardware List

PIECE	DESCRIPTION	PICTURE	QUANTITY
A	CHAIR SEAT		2X
B	CHAIR BACK		2X
C	FRONT LEG		2X
H1	BARREL NUT	Ø10x45 	4X
H2	CROSS BOLT	M6 x 80mm 	8X
H3	HEADLESS BOLT	M8 x 70mm 	4X
H4	SEMICIRCLE WASHER	M8 x 30mm 	4X
H5	NUT	M8 	4X
H6	ALLEN KEY		1X
H7	SPANNER		1X

 **SAFAVIEH**
FURNITURE

Model# DCH1001

Product Dimensions: 17.3"W x 21.1" D x 33.5" H



Weight capacity: 180Lbs

WARNING: DO NOT STAND ON CHAIR

WARNING: DO NOT OVER TORQUE BOLTS


PREPARATION

Before beginning assembly of product, make sure all parts are present. Compare parts with package contents list and hardware contents list.

If any part is missing or damaged, do not attempt to assemble the product.

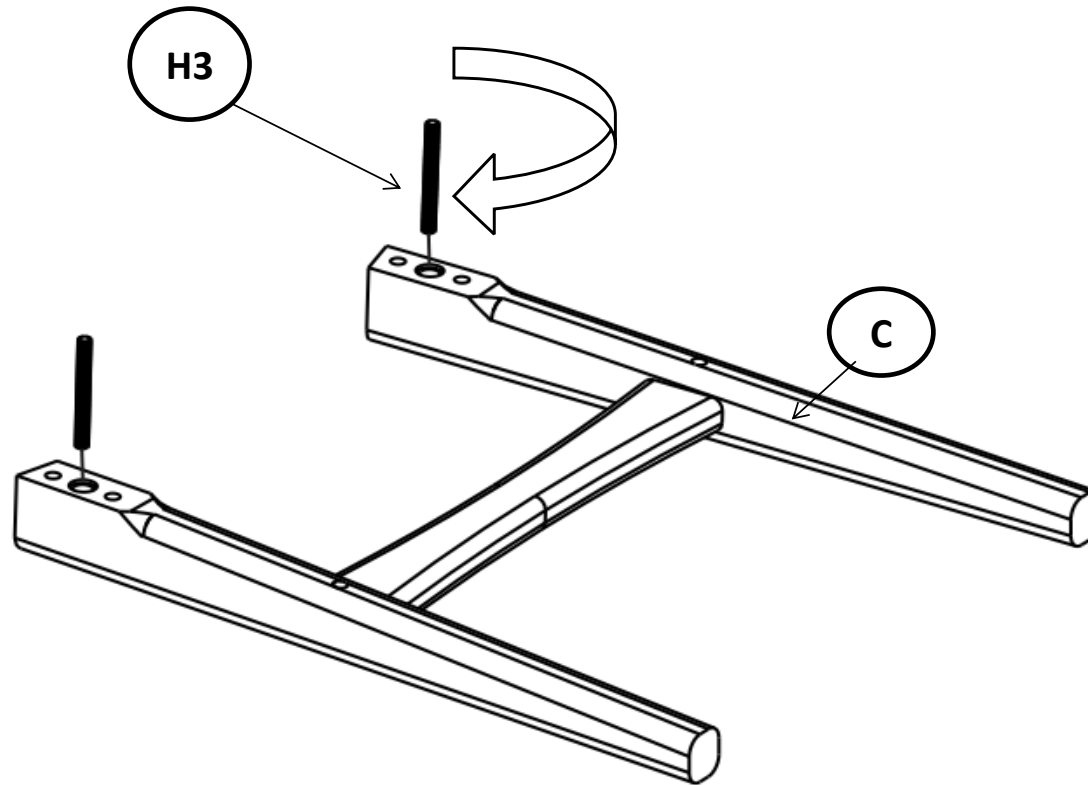
Estimated Assembly Time: 10 minutes.

Tools Required for Assembly (included):



STEP1

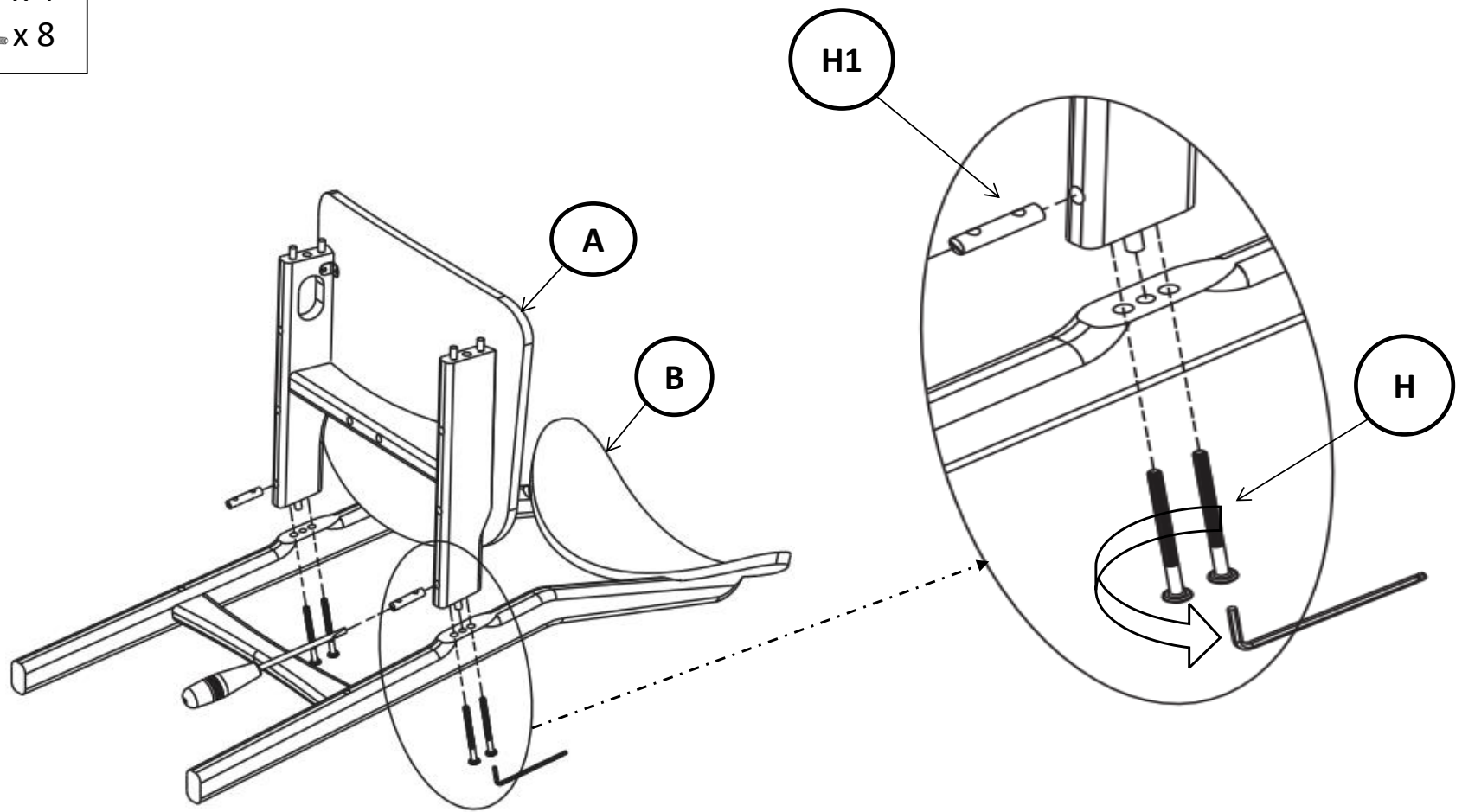
H3  x 4



STEP2


H1  x 4

H2  x 8



STEP3

H4  x 4

H5  x 4



